

RFU630-04117

RFU63x

RFID

SICK
Sensor Intelligence.



Ordering information

| Type | Part no. |
|--------------|----------|
| RFU630-04117 | 1087776 |

Other models and accessories → www.sick.com/RFU63x



Detailed technical data

Features

| | |
|---------------------------------|---|
| Version | Long Range |
| Product category | RFID read/write device without integrated antenna |
| Radio approval | Hong Kong |
| Frequency band | UHF (860 MHz ... 960 MHz) |
| Carrier frequency | 920.25 MHz ... 924.75 MHz |
| Output power | 30 dBm at external antenna ports, output power adjustable |
| RFID standard | EPCglobal UHF Class 1 Generation 2, ISO/IEC 18000-6 C, RAIN |
| Modulation | PR-ASK, DSB-ASK |
| Read range | ≤ 10 m ¹⁾ |
| Antenna | Not integrated |
| Connection of external antennas | 4 (Up to + 30 dBm, can be adjusted separately) |
| Bulk reading | ✓ |
| Further functions | Diagnosis, updatable firmware, freely programmable data output format, Heartbeat, triggering, SICK AppSpace functionalities can be enabled with the SD card accessory SDK6U-P00100 (for firmware ≥ 2.0.0) |

¹⁾ Depending on transponder used and ambient conditions.

Mechanics/electronics

| | |
|--------------------------|--|
| Connection type | 1 x M12, 17-pin male connector, A-coded 1 x M12, 4-pin female connector, D-coded 1 x USB, 5-pin micro-B socket |
| Supply voltage | 18 V DC ... 30 V DC |
| Power consumption | Typ. 20 W |
| Housing material | Aluminum die cast |
| Housing color | Blue, black, silver |

| | |
|-------------------------------|-------------------------|
| Enclosure rating | IP67 |
| Protection class | III |
| Weight | 2.1 kg |
| Dimensions (L x W x H) | 239 mm x 197 mm x 40 mm |
| MTBF | > 100 years |

Interfaces

| | |
|------------------------------|--|
| Ethernet | ✓, TCP/IP, OPC UA |
| Remark | Companion Spec V1.0 from firmware 2.20 |
| Function | Data interface (read result output), Service interface |
| Data transmission rate | 10/100 MBit/s |
| PROFINET | ✓ |
| Function | PROFINET Single Port, PROFINET Dual Port (optional via external connection module CDF600-2), Data interface (read result output) |
| Data transmission rate | 10/100 MBit/s |
| EtherNet/IP™ | ✓ |
| Function | Data interface (read result output) |
| Data transmission rate | 10/100 MBit/s |
| EtherCAT | ✓ |
| Type of fieldbus integration | Optional over external fieldbus module CDF600 |
| Function | Data interface (read result output) |
| Serial | ✓, RS-232, RS-422 |
| Remark | RS-422 only via 4-wire |
| Function | Data interface (read result output), Service interface |
| Data transmission rate | 0.3 kBaud ... 115.2 kBaud, AUX: 57.6 kBaud |
| CAN | ✓ |
| Remark | CSN (SICK CAN Sensor Network) |
| Function | Data interface (read result output) |
| PROFIBUS DP | ✓ |
| Type of fieldbus integration | Optional over external fieldbus module CDF600-2 |
| Function | Data interface (read result output) |
| USB | ✓ |
| Remark | USB 2.0 |
| Function | Service interface |
| CANopen | ✓ |
| Function | Data interface (read result output) |
| Digital inputs | 2 (physical, 2 additional logical inputs via optional CMC600 parameter memory in CD-B620 / CDM420) |
| Digital outputs | 2 (physical, 2 additional logical outputs via optional CMC600 parameter memory in CD-B620 / CDM420) |
| Optical indicators | 7 LEDs, multi-color (device status) 1 RGB LED (Process feedback) |
| Acoustic indicators | 1 beeper (Feedback) |

¹⁾ Another alternative is to generate your own configuration tools based on the SICK command language CoLa (e.g. in your own software or on PLC function blocks).

| | |
|-------------------------------|---|
| Control elements | 2 buttons (choose and start/stop functions) |
| Operator interfaces | Web server |
| Configuration software | SOPAS ET ¹⁾ |
| Programming interface | Application-specific programming using the SICK AppStudio development environment |
| Memory card | microSD memory card (parameter cloning, data storage) |

¹⁾ Another alternative is to generate your own configuration tools based on the SICK command language CoLa (e.g. in your own software or on PLC function blocks).

Ambient data

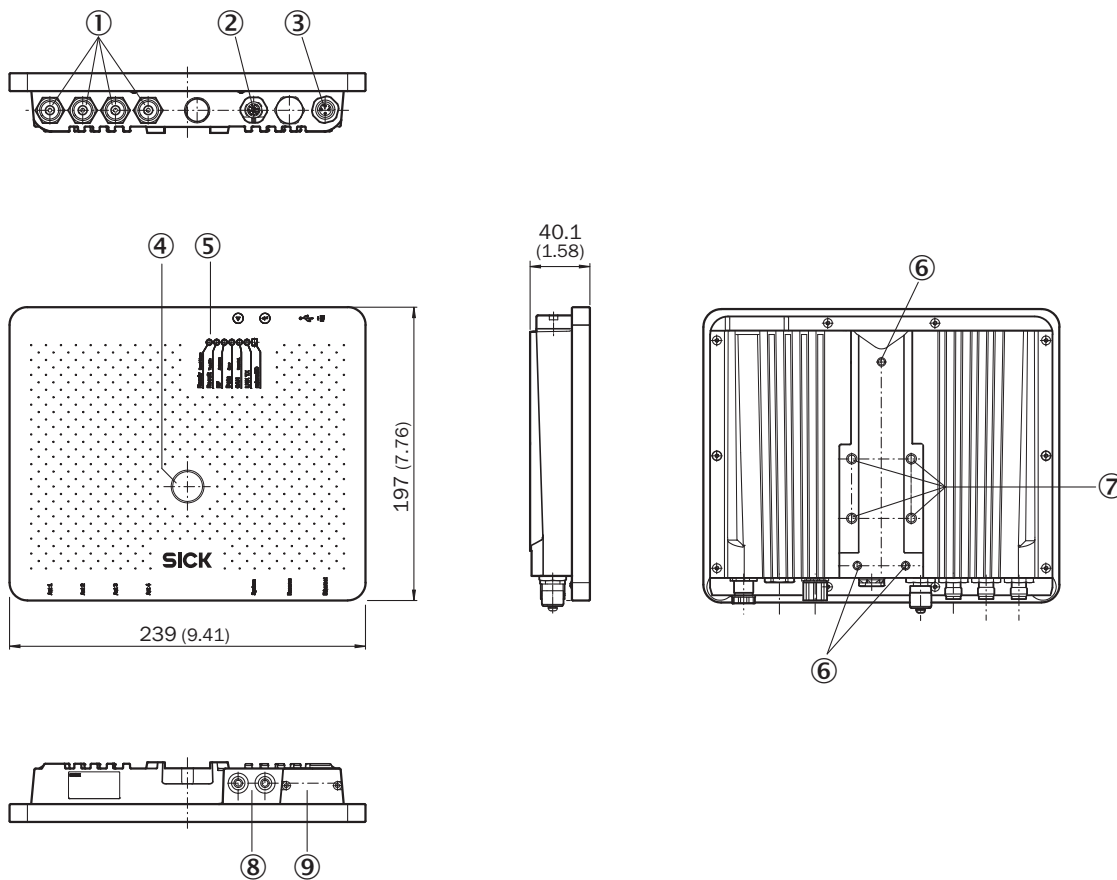
| | |
|--|---------------------------------|
| Electromagnetic compatibility (EMC) | EN 301489-3, EN 50121-4 (2017) |
| Vibration resistance | EN 60068-2-64:2008-02 |
| Shock resistance | EN 60068-2-27:2009-05 |
| Ambient operating temperature | -30 °C ... +60 °C ¹⁾ |
| Storage temperature | -30 °C ... +70 °C |
| Permissible relative humidity | ± 90 %, Non-condensing |

¹⁾ From Firmware version V2.02.

Classifications

| | |
|-----------------------|----------|
| ECLASS 5.0 | 27280401 |
| ECLASS 5.1.4 | 27280401 |
| ECLASS 6.0 | 27280401 |
| ECLASS 6.2 | 27280401 |
| ECLASS 7.0 | 27280401 |
| ECLASS 8.0 | 27280401 |
| ECLASS 8.1 | 27280401 |
| ECLASS 9.0 | 27280401 |
| ECLASS 10.0 | 27280401 |
| ECLASS 11.0 | 27280401 |
| ECLASS 12.0 | 27280401 |
| ETIM 6.0 | EC002998 |
| ETIM 7.0 | EC002998 |
| ETIM 8.0 | EC002998 |
| UNSPSC 16.0901 | 52161523 |

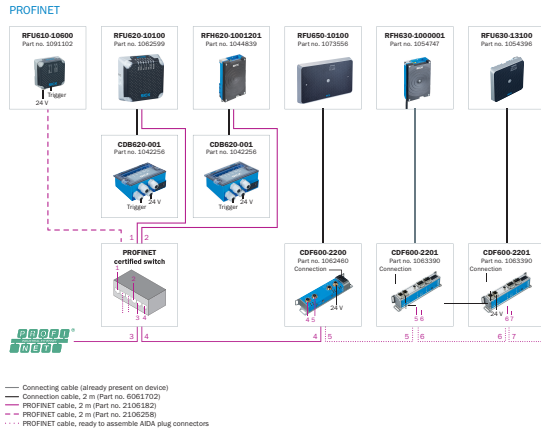
Dimensional drawing (Dimensions in mm (inch))



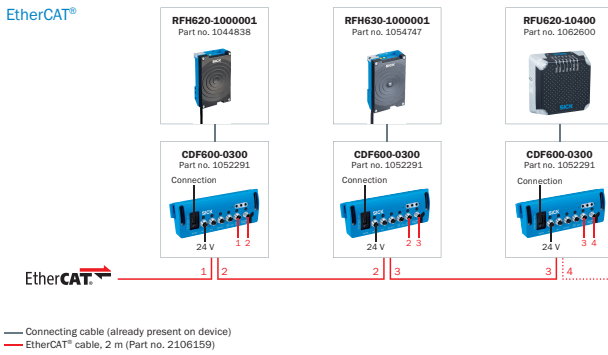
- ① 4 x antenna input ("external", TNC plug, reverse)
- ② "Power/Serial Data/CAN/I/O" connection
- ③ Ethernet connection
- ④ 1 x LED, multi-colored (process feedback)
- ⑤ 7 x LED for status display
- ⑥ 3 x M5 threaded mounting holes, 8 mm deep
- ⑦ 4 x M6 threaded mounting holes, 11 mm deep
- ⑧ Function buttons
- ⑨ Micro-USB female connector and slot for microSD memory card, behind screw-mounted cover

Connection diagram

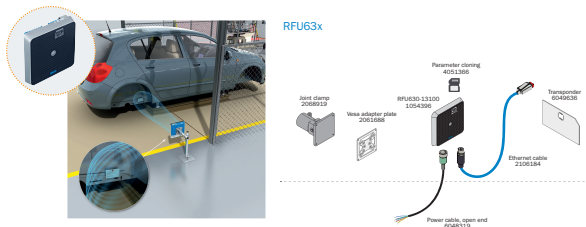
PROFINET IO/RT



EtherCAT®



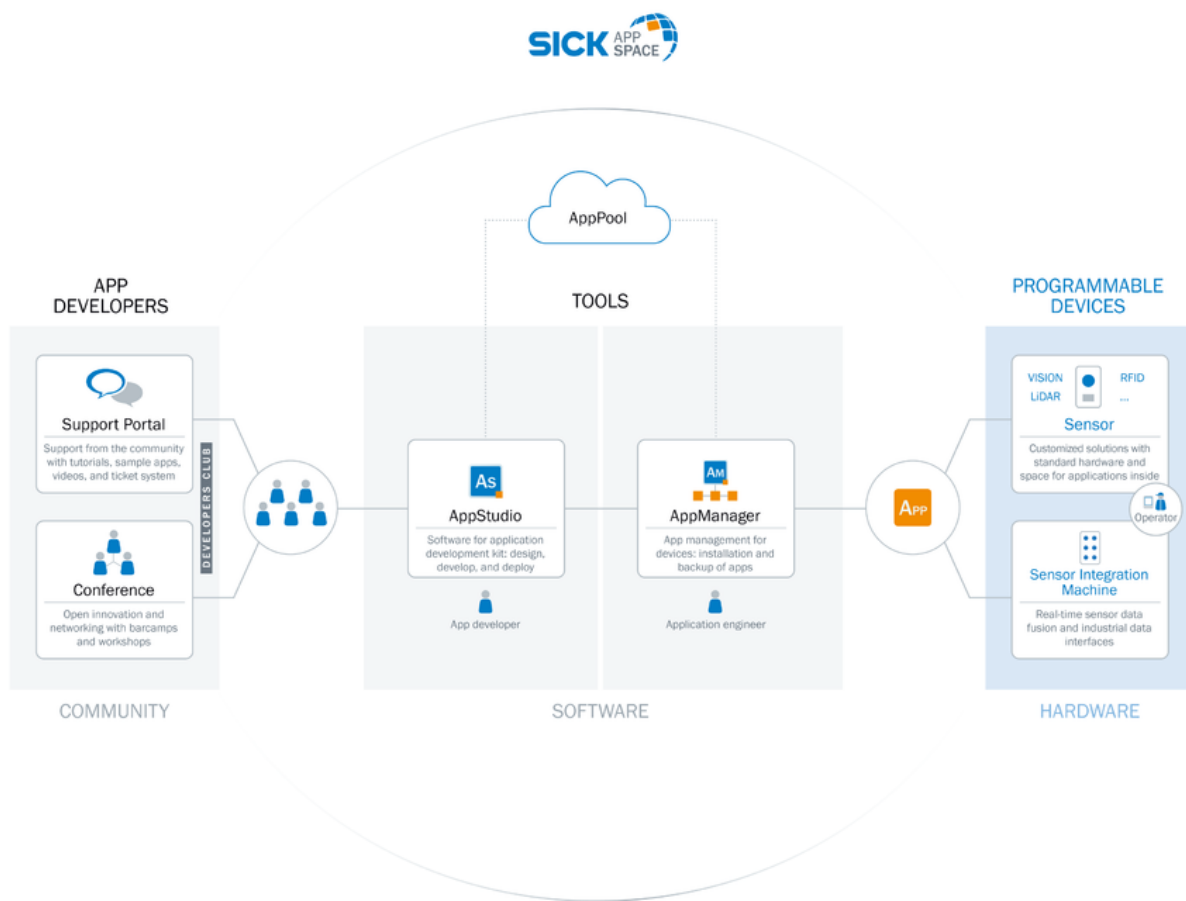
System construction



Car body identification in bodyshell construction


Overview









SICK AppSpace



Recommended accessories

Other models and accessories → www.sick.com/RFU63x

| | Brief description | Type | Part no. |
|---|--|------------|----------|
| Modules | | | |
|  | <ul style="list-style-type: none"> • Accessory group: 4DproConnectivity • Product family: Connection Device Basic • Sub product family: CDB650 • Supported products: Lector series CLV62x - CLV64x (depending on type) CLV69x RFID read/write device InspectorP series • Brief description: Connection device basic for connecting one sensor with 2 A fuse, 5 cable glands and RS-232 interface to sensor via M12, 17-pin female connector, all outputs available on screw/spring-loaded terminals. | CDB650-204 | 1064114 |

| | Brief description | Type | Part no. |
|---|---|--------------------------------------|----------|
| Storage media | | | |
|  | microSD memory card with 1 GB for industrial use | microSD memory card | 4051366 |
| Mounting brackets and plates | | | |
|  | Mounting bracket for wall mounting, incl. assembly material | Mounting bracket | 2060912 |
|  | Pivot mounting bracket, incl. assembly material | Mounting bracket | 2080967 |
| Others | | | |
|  | <ul style="list-style-type: none"> • Connection type head A: Male connector, Micro-B, 4-pin, straight • Connection type head B: Male connector, USB-A, 4-pin, straight • Signal type: USB 2.0 • Cable: 2 m, 4-wire • Description: USB 2.0, unshielded | USB cable | 6036106 |
|  | <ul style="list-style-type: none"> • Connection type head A: Female connector, M12, 17-pin, straight, A-coded • Connection type head B: Male connector, M12, 17-pin, straight, A-coded • Signal type: Power, serial, CAN, digital I/Os • Cable: 0.9 m, 17-wire • Description: Power, serial, CAN, digital I/Os, suitable for 2 A, shielded, to connection module CDB650 • Application: Drag chain operation | YM2A8D-C90XXF2A8D | 6052945 |
|  | <ul style="list-style-type: none"> • Connection type head A: Male connector, M12, 4-pin, straight, D-coded • Connection type head B: Male connector, RJ45, 4-pin, straight • Signal type: Ethernet, PROFINET • Cable: 2 m, 4-wire, PUR, halogen-free • Description: Ethernet, PROFINET, shielded • Application: Drag chain operation, Zones with oils and lubricants | YM2D24-020PN1MRJA4 | 2106182 |
|  | <ul style="list-style-type: none"> • Carrier frequency: 865 MHz ... 928 MHz • Memory capacity (UII / user memory): 128/512 Bit • Dimensions (L x W x H): 18 mm x 122 mm x 2 mm | UHF Transponder, rectangular, global | 6068184 |
|  | <ul style="list-style-type: none"> • Carrier frequency: 865 MHz ... 928 MHz • Memory capacity (UII / user memory): 496/128 Bit • Dimensions (L x W x H): 18 mm x 122 mm x 2 mm | UHF Transponder, Rectangular, global | 6088050 |

Recommended services

Additional services → www.sick.com/RFU63x

| | Type | Part no. |
|--|-----------------------|----------|
| Commissioning | | |
| <ul style="list-style-type: none"> • Product area: RFID • Range of services: Inspection of connection, alignment, optimization of parameters of the RFU/RFH as well as tests, Setup of previously defined functions of reading configuration, data processing and network, interfaces and inputs and outputs • Duration: Additional work will be invoiced separately | Commissioning RFU/RFH | 1610018 |

| | Type | Part no. |
|---|--|----------|
| Maintenance | | |
| <ul style="list-style-type: none">• Product area: RFID• Range of services: Inspection, analysis and restoring of defined functions, Checking and adjustment of reading configuration, data processing, network, interfaces and inputs and outputs as well as operating data• Duration: Additional work will be invoiced separately | Maintenance RFU/RFH | 1611424 |
| Extended warranty | | |
| <ul style="list-style-type: none">• Product area: Machine vision, LiDAR sensors, safety camera sensors, Safety laser scanners, Safety radar sensors, Radar sensors, Fixed mount barcode scanners, Image-based code readers, RFID, Mobile handheld scanners• Range of services: The services correspond to the scope of the statutory warranty (SICK General Terms of Delivery)• Duration: Five-year warranty from delivery date. | Extended warranty for a total of five years from delivery date | 1680671 |

SICK AT A GLANCE

SICK is one of the leading manufacturers of intelligent sensors and sensor solutions for industrial applications. A unique range of products and services creates the perfect basis for controlling processes securely and efficiently, protecting individuals from accidents and preventing damage to the environment.

We have extensive experience in a wide range of industries and understand their processes and requirements. With intelligent sensors, we can deliver exactly what our customers need. In application centers in Europe, Asia and North America, system solutions are tested and optimized in accordance with customer specifications. All this makes us a reliable supplier and development partner.

Comprehensive services complete our offering: SICK LifeTime Services provide support throughout the machine life cycle and ensure safety and productivity.

For us, that is “Sensor Intelligence.”

WORLDWIDE PRESENCE:

Contacts and other locations –www.sick.com