



UM18

Simple set up, perfect detection

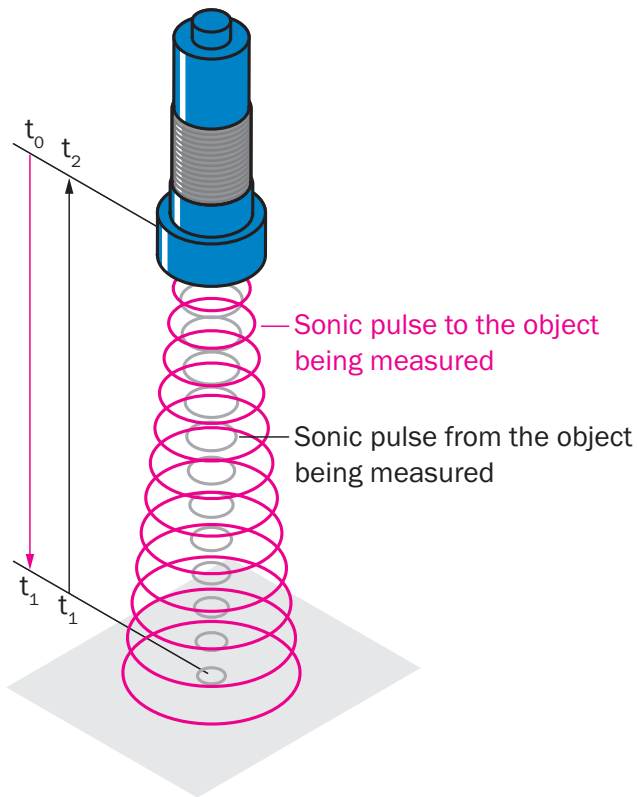
SICK
Sensor Intelligence.

Advantages

**Virtually unlimited use – regardless of color, gloss, and transparency**

SICK ultrasonic sensors perform measurement and detection tasks in a wide variety of application areas on colored, shiny, or transparent surfaces, which are particularly challenging for optical sensors. Even adverse ambient conditions such as dust, dirt, or fog hardly affect the measurement result. The broad detection range also allows for a large field to be monitored with just one sensor – with a measuring range of 13 mm to 8 m. No matter where they are: the ultrasonic sensors from SICK are at your side in any industry. The extensive product portfolio offers you a wide range of solutions for your application. See for yourself.

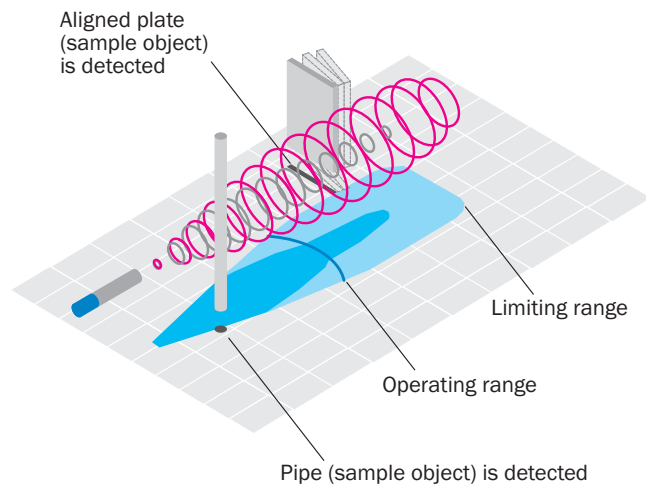
Find out more about the principle of operation of the ultrasonic sensors.



(Acoustic) time-of-flight measurement

The sensor emits an acoustic pulse that is reflected by the object being detected. The time required for the pulse to go from the sensor to the object and come back again is measured, evaluated and converted into the distance as follows.

Distance = speed of sound x total acoustic time of flight (t2) / 2





Scanning range of ultrasonic sensors

In general on ultrasonic sensors, the less sound the object being measured absorbs, the greater the possible scanning range. The operating range specifies the distance up to which measurement on common objects with sufficient operating reserves is possible. Under ideal conditions, the sensor can even be used up to its limiting range. Switch panels are used for ideal assessment of application capability. The dark blue area shown in these switch panels shows an example of the sensor's working range if a round rod is detected. The light blue area shows the maximum detection range (limiting range) which can be achieved under ideal conditions for easily detectable objects, such as the aligned plate given here. This area between the sensor and the measuring object should be kept free of other objects to prevent them from being detected accidentally. The detectability and detection range of an object depend on its reflective properties, size, and alignment. Depending on the application, the sensor may also be able to detect very small objects, e.g. metal wire.



Applications in focus

Ultrasonic sensors are true all-rounders. SICK ultrasonic sensors demonstrate their reliability and precision in virtually any application, from measuring distances or detecting solid, powdered, or liquid media. No matter the industry, no matter the application.



SICK ultrasonic sensors show their strengths in the contact-free detection of objects in all imaginable applications. These all-rounders reliably and precisely master all automation requirements on your processes.

IO-Link

As a co-founder of IO-Link, SICK offers one of the broadest IO-Link portfolios on the market. Smart Sensors with IO-Link generate and receive data and information which goes beyond conventional switching signals or measured process parameters.



Your advantages at a glance

- Sensor integration at fieldbus level offers integrated communication to increase system productivity
 - Easy device replacement with automatic parameterization increases machine availability
 - Interference-proof signal transmission increases system reliability
 - Automatic sensor configuration according to the manufacturing process increases flexibility within the application
 - Minimal cabling and use of unshielded cables reduces the cost of projects
 - Visualization on a PC provides a clear overview of the sensor functionality, making it the optimal solution for your application
 - Several diagnostic options, e.g. when signal strength decreases, to avoid downtime and to enable planning
 - Automated electronic parts lists using device IDs simplify the documentation process, reducing associated costs
- Speak to your contact person at SICK or [click here](#).




IO-Link solves the problem of clearing those final hurdles in the communication chain by seamlessly integrating sensors into an automation network. This brings about new ways of increasing flexibility, reliability, and efficiency and can reduce the costs associated with your system.

SICK LifeTime Services

SICK's services increase machine and plant productivity, enhance the safety of people all over the world, provide a solid foundation for a sustainable business operation, and protect investment goods. In addition to its usual consulting services, SICK provides direct on-site support during the conceptual design and commissioning phases as well as during operation.

The range of services not only covers aspects like maintenance and inspection, but also includes performance checks as well as upgrades and retrofits. Modular or customized service contracts extend the service life of plants and therefore increase their availability. If faults occur or limit values are exceeded, these are detected at all times by the corresponding sensors and systems.



Consulting and design

Application-specific advice on the product, its integration and the application itself.



commissioning and maintenance

Application-optimized and sustainable – thanks to professional commissioning and maintenance by a trained SICK service technician.



service contracts

Extended warranty, SICK Remote Service, 24-hour helpdesk, maintenance, availability guarantees and other modular components can be individually combined on request.



Technical data overview

| | | |
|---------------------------------------|-----------------|---|
| Measuring range | Operating range | 20 mm ... 1,000 mm (depending on type) |
| | Limiting range | 250 mm ... 1,300 mm (depending on type) |
| Resolution | | 0.069 mm ... 0.2 mm (depending on type) |
| Repeatability | | ± 0.15 % |
| Response time | | 32 ms ... 80 ms 32 ms ... 80 ms ¹⁾ |
| Output time | | 8 ms ... 20 ms (depending on type) |
| Switching frequency | | ± 15 Hz 25 Hz 12 Hz 10 Hz |
| Analog output | | 4 mA ... 20 mA, ≤ 500 Ω ²⁾ 0 V ... 10 V, ≥ 100,000 Ω 0 V ... 10 V, ≥ 100,000 Ω ¹⁾ (depending on type) |
| Digital output | Type | PNP / NPN / push-pull: PNP/NPN (depending on type) |
| - | | |
| IO-Link | | ✓, IO-Link V1.1 |
| Enclosure rating | | IP65 / IP67 |
| Sending axis | | Straight / angled (depending on type) |
| Ambient temperature, operation | | -25 °C ... +70 °C |

¹⁾ Subsequent smoothing of the analog output, depending on the application, may increase the response time by up to 200 %.

²⁾ For 4 mA ... 20 mA and $V_S \leq 20$ V max. load ≤ 100 Ω.

Product description

The UM18 sensor product family provides simplicity and high functionality. The UM18 ultrasonic sensors are available in straight and angled versions for easy machine integration. A metal or plastic housing allows use in demanding ambient conditions. Due to four sensing ranges up to a total of 1,300 mm and LED status feedback, the sensors are suitable for a broad range of applications. Whether analog or PNP/NPN switching output, one or two push-pull switching outputs with IO-Link or the combination of analog and push-pull switching output with IO-Link, sensors of the UM18 product family leave nothing to be desired.

At a glance

- Reliable measurement, regardless of material color, transparency, gloss, or ambient light
- Sensing ranges up to 1,300 mm
- Short metal or plastic M18 housing from 42 mm in length
- Straight or angled design
- Immune to dirt, dust, humidity, and fog
- Versatile interfaces including IO-Link available

Your benefits

- Four sensing ranges up to a total of 1,300 mm for countless application possibilities
- Easy integration due to a short M18 housing, straight or angled
- Measurement filters and variants with temperature compensation for reliable measurement results and very high process reliability
- Rugged, one-piece housing ensures highest plant availability
- Synchronization or multiplex mode for the simultaneous use of up to 20 sensors increases application flexibility and process reliability
- Various output signals for solving complex applications
- Teach-in via cable prevents unintentional sensor adjustment, reducing machine downtime
- Rugged, reliable ultrasound technology

Fields of application

- Detection, measurement and positioning of dark, shiny, and transparent materials
- Level regulation for liquids and bulk materials
- Diameter check for metal, paper, and plastic coils
- Continuous detection of fabrics and wire grids
- Collision avoidance
- Outdoor applications

Ordering information

Other models and accessories → www.sick.com/UM18

- **Communication interface:** -
- **Operating range, limiting range:** 30 mm ... 250 mm, 350 mm
- **Connection type:** male connector, M12, 5-pin
- **Sending axis:** straight

| Response time | Digital output | Type of analog output | Type | Part no. |
|---------------------|----------------|-----------------------|----------------|----------|
| 32 ms | 1 x PNP | - | UM18-51111 | 6028965 |
| | 2 x PNP | - | UM18-51112 | 6028964 |
| | 2 x NPN | - | UM18-51114 | 6028973 |
| | 1 x NPN | - | UM18-51115 | 6028974 |
| | - | Current output | UM18-11116 | 6029507 |
| | | Voltage output | UM18-11117 | 6029508 |
| 32 ms ¹⁾ | - | Current output | UM18-211126111 | 6048392 |
| | | Voltage output | UM18-211127111 | 6048394 |

¹⁾ Subsequent smoothing of the analog output, depending on the application, may increase the response time by up to 200 %.

- **Communication interface:** -
- **Operating range, limiting range:** 20 mm ... 150 mm, 250 mm
- **Connection type:** male connector, M12, 4-pin
- **Sending axis:** straight

| Response time | Digital output | Type of analog output | Type | Part no. |
|---------------------|----------------|-----------------------|----------------|----------|
| 32 ms | 1 x PNP | - | UM18-217161101 | 6048408 |
| | 1 x NPN | - | UM18-217165101 | 6048410 |
| 32 ms ¹⁾ | - | Current output | UM18-217166101 | 6072871 |
| | | Voltage output | UM18-217167101 | 6072873 |

¹⁾ Subsequent smoothing of the analog output, depending on the application, may increase the response time by up to 200 %.

- **Communication interface:** -
- **Operating range, limiting range:** 20 mm ... 150 mm, 250 mm
- **Connection type:** male connector, M12, 4-pin
- **Sending axis:** angled

| Response time | Digital output | Type of analog output | Type | Part no. |
|---------------------|----------------|-----------------------|----------------|----------|
| 32 ms | 1 x NPN | - | UM18-217165102 | 6048411 |
| | 1 x PNP | - | UM18-217161102 | 6048409 |
| 32 ms ¹⁾ | - | Current output | UM18-217166102 | 6072872 |
| | | Voltage output | UM18-217167102 | 6072874 |

¹⁾ Subsequent smoothing of the analog output, depending on the application, may increase the response time by up to 200 %.

- **Communication interface:** -
- **Operating range, limiting range:** 30 mm ... 250 mm, 350 mm
- **Connection type:** male connector, M12, 4-pin
- **Sending axis:** straight

| Response time | Digital output | Type of analog output | Type | Part no. |
|---------------------|----------------|-----------------------|----------------|----------|
| 32 ms | 1 x NPN | - | UM18-211165101 | 6048414 |
| | 1 x PNP | - | UM18-211161101 | 6048412 |
| 32 ms ¹⁾ | - | Current output | UM18-211166101 | 6072875 |
| | | Voltage output | UM18-211167101 | 6072877 |

¹⁾ Subsequent smoothing of the analog output, depending on the application, may increase the response time by up to 200 %.

- **Communication interface:** -
- **Operating range, limiting range:** 30 mm ... 250 mm, 350 mm
- **Connection type:** male connector, M12, 4-pin
- **Sending axis:** angled

| Response time | Digital output | Type of analog output | Type | Part no. |
|---------------------|----------------|-----------------------|----------------|----------|
| 32 ms | 1 x NPN | - | UM18-211165102 | 6048415 |
| | 1 x PNP | - | UM18-211161102 | 6048413 |
| 32 ms ¹⁾ | - | Current output | UM18-211166102 | 6072876 |
| | | Voltage output | UM18-211167102 | 6072878 |

¹⁾ Subsequent smoothing of the analog output, depending on the application, may increase the response time by up to 200 %.

- **Communication interface:** -
- **Operating range, limiting range:** 65 mm ... 350 mm, 600 mm
- **Connection type:** male connector, M12, 4-pin
- **Sending axis:** straight

| Response time | Digital output | Type of analog output | Type | Part no. |
|---------------------|----------------|-----------------------|----------------|----------|
| 64 ms | 1 x NPN | - | UM18-212165101 | 6048418 |
| | 1 x PNP | - | UM18-212161101 | 6048416 |
| 64 ms ¹⁾ | - | Current output | UM18-212166101 | 6072879 |
| | | Voltage output | UM18-212167101 | 6072881 |

¹⁾ Subsequent smoothing of the analog output, depending on the application, may increase the response time by up to 200 %.

- **Communication interface:** -
- **Operating range, limiting range:** 65 mm ... 350 mm, 600 mm
- **Connection type:** male connector, M12, 4-pin
- **Sending axis:** angled

| Response time | Digital output | Type of analog output | Type | Part no. |
|---------------------|----------------|-----------------------|----------------|----------|
| 64 ms | 1 x NPN | - | UM18-212165102 | 6048419 |
| | 1 x PNP | - | UM18-212161102 | 6048417 |
| 64 ms ¹⁾ | - | Current output | UM18-212166102 | 6072880 |
| | | Voltage output | UM18-212167102 | 6072882 |

¹⁾ Subsequent smoothing of the analog output, depending on the application, may increase the response time by up to 200 %.

- **Communication interface:** -
- **Operating range, limiting range:** 120 mm ... 1,000 mm, 1,300 mm
- **Connection type:** male connector, M12, 4-pin
- **Sending axis:** straight

| Response time | Digital output | Type of analog output | Type | Part no. |
|---------------------|----------------|-----------------------|----------------|----------|
| 80 ms | 1 x NPN | - | UM18-218165101 | 6048422 |
| | 1 x PNP | - | UM18-218161101 | 6048420 |
| 80 ms ¹⁾ | - | Current output | UM18-218166101 | 6072883 |
| | | Voltage output | UM18-218167101 | 6072885 |

¹⁾ Subsequent smoothing of the analog output, depending on the application, may increase the response time by up to 200 %.

- **Communication interface:** -
- **Operating range, limiting range:** 120 mm ... 1,000 mm, 1,300 mm
- **Connection type:** male connector, M12, 4-pin
- **Sending axis:** angled

| Response time | Digital output | Type of analog output | Type | Part no. |
|---------------------|----------------|-----------------------|----------------|----------|
| 80 ms | 1 x NPN | - | UM18-218165102 | 6048423 |
| | 1 x PNP | - | UM18-218161102 | 6048421 |
| 80 ms ¹⁾ | - | Current output | UM18-218166102 | 6072884 |
| | | Voltage output | UM18-218167102 | 6072886 |

¹⁾ Subsequent smoothing of the analog output, depending on the application, may increase the response time by up to 200 %.

- **Communication interface:** -
- **Operating range, limiting range:** 20 mm ... 150 mm, 250 mm
- **Connection type:** male connector, M12, 5-pin
- **Sending axis:** straight

| Response time | Type of analog output | Type | Part no. |
|---------------------|-----------------------|----------------|----------|
| 32 ms ¹⁾ | Current output | UM18-217126111 | 6048386 |
| | Voltage output | UM18-217127111 | 6048388 |

¹⁾ Subsequent smoothing of the analog output, depending on the application, may increase the response time by up to 200 %.

- **Communication interface:** IO-Link
- **Operating range, limiting range:** 20 mm ... 150 mm, 250 mm
- **Connection type:** male connector, M12, 5-pin
- **Sending axis:** straight

| Response time | Digital output | Type of analog output | Communication Interface detail | Type | Part no. |
|---------------------|------------------------|-----------------------|--------------------------------|----------------|----------|
| 32 ms | 1 x push-pull: PNP/NPN | - | IO-Link V1.1 | UM18-21712B211 | 6066162 |
| | 2 x push-pull: PNP/NPN | - | IO-Link V1.1 | UM18-21712E211 | 6068439 |
| 32 ms ¹⁾ | 1 x push-pull: PNP/NPN | Current output | IO-Link V1.1 | UM18-21712C211 | 6066164 |
| | | Voltage output | IO-Link V1.1 | UM18-21712D211 | 6066166 |

¹⁾ Subsequent smoothing of the analog output, depending on the application, may increase the response time by up to 200 %.

- **Communication interface:** -
- **Operating range, limiting range:** 20 mm ... 150 mm, 250 mm
- **Connection type:** male connector, M12, 5-pin
- **Sending axis:** angled

| Response time | Type of analog output | Type | Part no. |
|---------------------|-----------------------|----------------|----------|
| 32 ms ¹⁾ | Current output | UM18-217126112 | 6048387 |
| | Voltage output | UM18-217127112 | 6048389 |

¹⁾ Subsequent smoothing of the analog output, depending on the application, may increase the response time by up to 200 %.

- **Communication interface:** IO-Link
- **Operating range, limiting range:** 20 mm ... 150 mm, 250 mm
- **Connection type:** male connector, M12, 5-pin
- **Sending axis:** angled

| Response time | Digital output | Type of analog output | Communication Interface detail | Type | Part no. |
|---------------------|------------------------|-----------------------|--------------------------------|----------------|----------|
| 32 ms | 1 x push-pull: PNP/NPN | - | IO-Link V1.1 | UM18-21712B212 | 6066163 |
| | 2 x push-pull: PNP/NPN | - | IO-Link V1.1 | UM18-21712E212 | 6068440 |
| 32 ms ¹⁾ | 1 x push-pull: PNP/NPN | Current output | IO-Link V1.1 | UM18-21712C212 | 6066165 |
| | | Voltage output | IO-Link V1.1 | UM18-21712D212 | 6066167 |

¹⁾ Subsequent smoothing of the analog output, depending on the application, may increase the response time by up to 200 %.

- **Communication interface:** IO-Link
- **Operating range, limiting range:** 30 mm ... 250 mm, 350 mm
- **Connection type:** male connector, M12, 5-pin
- **Sending axis:** straight

| Response time | Digital output | Type of analog output | Communication Interface detail | Type | Part no. |
|---------------------|------------------------|-----------------------|--------------------------------|----------------|----------|
| 32 ms | 1 x push-pull: PNP/NPN | - | IO-Link V1.1 | UM18-21112B211 | 6066168 |
| | 2 x push-pull: PNP/NPN | - | IO-Link V1.1 | UM18-21112E211 | 6068441 |
| 32 ms ¹⁾ | 1 x push-pull: PNP/NPN | Current output | IO-Link V1.1 | UM18-21112C211 | 6066170 |
| | | Voltage output | IO-Link V1.1 | UM18-21112D211 | 6066172 |

¹⁾ Subsequent smoothing of the analog output, depending on the application, may increase the response time by up to 200 %.

- **Communication interface:** -
- **Operating range, limiting range:** 30 mm ... 250 mm, 350 mm
- **Connection type:** male connector, M12, 5-pin
- **Sending axis:** angled

| Response time | Type of analog output | Type | Part no. |
|---------------------|-----------------------|----------------|----------|
| 32 ms ¹⁾ | Current output | UM18-211126112 | 6048393 |
| | Voltage output | UM18-211127112 | 6048395 |

¹⁾ Subsequent smoothing of the analog output, depending on the application, may increase the response time by up to 200 %.

- **Communication interface:** IO-Link
- **Operating range, limiting range:** 30 mm ... 250 mm, 350 mm
- **Connection type:** male connector, M12, 5-pin
- **Sending axis:** angled

| Response time | Digital output | Type of analog output | Communication Interface detail | Type | Part no. |
|---------------------|------------------------|-----------------------|--------------------------------|----------------|----------|
| 32 ms | 1 x push-pull: PNP/NPN | - | IO-Link V1.1 | UM18-21112B212 | 6066169 |
| | | Voltage output | IO-Link V1.1 | UM18-21112D212 | 6066173 |
| | 2 x push-pull: PNP/NPN | - | IO-Link V1.1 | UM18-21112E212 | 6068442 |
| 32 ms ¹⁾ | 1 x push-pull: PNP/NPN | Current output | IO-Link V1.1 | UM18-21112C212 | 6066171 |

¹⁾ Subsequent smoothing of the analog output, depending on the application, may increase the response time by up to 200 %.

- **Communication interface:** -
- **Operating range, limiting range:** 65 mm ... 350 mm, 600 mm
- **Connection type:** male connector, M12, 5-pin
- **Sending axis:** straight

| Response time | Type of analog output | Type | Part no. |
|---------------------|-----------------------|----------------|----------|
| 64 ms ¹⁾ | Current output | UM18-212126111 | 6048398 |
| | Voltage output | UM18-212127111 | 6048400 |

¹⁾ Subsequent smoothing of the analog output, depending on the application, may increase the response time by up to 200 %.

- **Communication interface:** IO-Link
- **Operating range, limiting range:** 65 mm ... 350 mm, 600 mm
- **Connection type:** male connector, M12, 5-pin
- **Sending axis:** straight

| Response time | Digital output | Type of analog output | Communication Interface detail | Type | Part no. |
|---------------------|------------------------|-----------------------|--------------------------------|----------------|----------|
| 64 ms | 1 x push-pull: PNP/NPN | - | IO-Link V1.1 | UM18-21212B211 | 6066174 |
| | 2 x push-pull: PNP/NPN | - | IO-Link V1.1 | UM18-21212E211 | 6068443 |
| 64 ms ¹⁾ | 1 x push-pull: PNP/NPN | Current output | IO-Link V1.1 | UM18-21212C211 | 6066176 |
| | | Voltage output | IO-Link V1.1 | UM18-21212D211 | 6066178 |

¹⁾ Subsequent smoothing of the analog output, depending on the application, may increase the response time by up to 200 %.

- **Communication interface:** -
- **Operating range, limiting range:** 65 mm ... 350 mm, 600 mm
- **Connection type:** male connector, M12, 5-pin
- **Sending axis:** angled

| Response time | Type of analog output | Type | Part no. |
|---------------------|-----------------------|----------------|----------|
| 64 ms ¹⁾ | Current output | UM18-212126112 | 6048399 |
| | Voltage output | UM18-212127112 | 6048401 |

¹⁾ Subsequent smoothing of the analog output, depending on the application, may increase the response time by up to 200 %.

- **Communication interface:** IO-Link
- **Operating range, limiting range:** 65 mm ... 350 mm, 600 mm
- **Connection type:** male connector, M12, 5-pin
- **Sending axis:** angled

| Response time | Digital output | Type of analog output | Communication Interface detail | Type | Part no. |
|---------------------|------------------------|-----------------------|--------------------------------|----------------|----------|
| 64 ms | 1 x push-pull: PNP/NPN | - | IO-Link V1.1 | UM18-21212B212 | 6066175 |
| | 2 x push-pull: PNP/NPN | - | IO-Link V1.1 | UM18-21212E212 | 6068444 |
| 64 ms ¹⁾ | 1 x push-pull: PNP/NPN | Current output | IO-Link V1.1 | UM18-21212C212 | 6066177 |
| | | Voltage output | IO-Link V1.1 | UM18-21212D212 | 6066179 |

¹⁾ Subsequent smoothing of the analog output, depending on the application, may increase the response time by up to 200 %.

- **Communication interface:** -
- **Operating range, limiting range:** 120 mm ... 1,000 mm, 1,300 mm
- **Connection type:** male connector, M12, 5-pin
- **Sending axis:** straight

| Response time | Type of analog output | Type | Part no. |
|---------------------|-----------------------|----------------|----------|
| 80 ms ¹⁾ | Current output | UM18-218126111 | 6048404 |
| | Voltage output | UM18-218127111 | 6048406 |

¹⁾ Subsequent smoothing of the analog output, depending on the application, may increase the response time by up to 200 %.

- **Communication interface:** IO-Link
- **Operating range, limiting range:** 120 mm ... 1,000 mm, 1,300 mm
- **Connection type:** male connector, M12, 5-pin
- **Sending axis:** straight

| Response time | Digital output | Type of analog output | Communication Interface detail | Type | Part no. |
|---------------------|------------------------|-----------------------|--------------------------------|----------------|----------|
| 80 ms | 1 x push-pull: PNP/NPN | - | IO-Link V1.1 | UM18-21812B211 | 6066180 |
| | 2 x push-pull: PNP/NPN | - | IO-Link V1.1 | UM18-21812E211 | 6068445 |
| 80 ms ¹⁾ | 1 x push-pull: PNP/NPN | Current output | IO-Link V1.1 | UM18-21812C211 | 6066182 |
| | | Voltage output | IO-Link V1.1 | UM18-21812D211 | 6066184 |

¹⁾ Subsequent smoothing of the analog output, depending on the application, may increase the response time by up to 200 %.

- **Communication interface:** -
- **Operating range, limiting range:** 120 mm ... 1,000 mm, 1,300 mm
- **Connection type:** male connector, M12, 5-pin
- **Sending axis:** angled

| Response time | Type of analog output | Type | Part no. |
|---------------------|-----------------------|----------------|----------|
| 80 ms | Voltage output | UM18-218127112 | 6048407 |
| 80 ms ¹⁾ | Current output | UM18-218126112 | 6048405 |

¹⁾ Subsequent smoothing of the analog output, depending on the application, may increase the response time by up to 200 %.

- **Communication interface:** IO-Link
- **Operating range, limiting range:** 120 mm ... 1,000 mm, 1,300 mm
- **Connection type:** male connector, M12, 5-pin
- **Sending axis:** angled

| Response time | Digital output | Type of analog output | Communication Interface detail | Type | Part no. |
|---------------------|------------------------|-----------------------|--------------------------------|----------------|----------|
| 80 ms | 1 x push-pull: PNP/NPN | - | IO-Link V1.1 | UM18-21812B212 | 6066181 |
| | | Voltage output | IO-Link V1.1 | UM18-21812D212 | 6066185 |
| | 2 x push-pull: PNP/NPN | - | IO-Link V1.1 | UM18-21812E212 | 6068446 |
| 80 ms ¹⁾ | 1 x push-pull: PNP/NPN | Current output | IO-Link V1.1 | UM18-21812C212 | 6066183 |

¹⁾ Subsequent smoothing of the analog output, depending on the application, may increase the response time by up to 200 %.

SICK AT A GLANCE

SICK is one of the leading manufacturers of intelligent sensors and sensor solutions for industrial applications. A unique range of products and services creates the perfect basis for controlling processes securely and efficiently, protecting individuals from accidents and preventing damage to the environment.

We have extensive experience in a wide range of industries and understand their processes and requirements. With intelligent sensors, we can deliver exactly what our customers need. In application centers in Europe, Asia and North America, system solutions are tested and optimized in accordance with customer specifications. All this makes us a reliable supplier and development partner.

Comprehensive services complete our offering: SICK LifeTime Services provide support throughout the machine life cycle and ensure safety and productivity.

For us, that is “Sensor Intelligence.”

WORLDWIDE PRESENCE:

Contacts and other locations –www.sick.com