



V2D631D-MXSXB0

Lector63x

IMAGE-BASED CODE READERS

SICK
Sensor Intelligence.



Ordering information

Type	Part no.
V2D631D-MXSXB0	1082395

Other models and accessories → www.sick.com/Lector63x



Detailed technical data

Features

Variant	Main unit
Optical focus	Adjustable focus (manually)
Sensor	CMOS matrix sensor, grayscale values
Sensor resolution	1,280 px x 1,024 px
Illumination	To be ordered separately as accessories
Alignment aid	Laser, Red, 630 nm ... 680 nm
Laser class	1, Complies with 21 CFR 1040.10 and 1040.11 except for conformance with IEC 60825-1 Ed.3., as described in "Laser Notice No. 56" dated May 8, 2019 (IEC 60825-1:2014, EN 60825-1:2014+A11:2021)
Lens	S-mount
Optical format	1/1.8"
Note	To be ordered separately as accessories
Reading distance	50 mm ... 2,200 mm ¹⁾
Scanning frequency	≤ 50 Hz, With resolution of 1.3 megapixels
Code resolution	≥ 0.1 mm ¹⁾

¹⁾ Depends on lens used, for details see field of view diagram.

Mechanics/electronics

Connection type	1 x M12, 17-pin plug (serial, CAN, I/Os, power supply) 1 x M12, 8-pin socket (Ethernet, 1 GBit/s) 1 x M8, 4-pin socket (USB) 1 x M12, 4-pin socket (external illumination control)
Supply voltage	12 V DC ... 24 V DC, ± 20 %
Power consumption	Typ. 10 W, ± 20 %

¹⁾ Housing only, without lens and optics protection hood.

Output current	≤ 100 mA
Housing material	Aluminum die cast
Window material	Plastic (To be ordered separately as accessories) Glass (To be ordered separately as accessories)
Enclosure rating	IP67 (EN 60529 (1991-10), EN 60529/A2 (2002-02))
Electrical safety	EN 60950-1 (2011-01)
Weight	430 g, without lens and connection cables
Dimensions (L x W x H)	108 mm x 63.1 mm x 45.8 mm ¹⁾

¹⁾ Housing only, without lens and optics protection hood.

Performance

Readable code structures	1D codes, Stacked, 2D codes, direct-marked codes, plain text
Bar code types	GS1-128 / EAN 128, UPC / GTIN / EAN, Interleaved 2 of 5, Pharmacode, GS1 DataBar, Code 39, Code 128, Codabar, Code 32, Code 93, USPS (Postnet, Planet, USPS4SCB), Australian Post, Dutch KIX Post, Royal Mail, Swedish Post
2D code types	Data Matrix ECC200, GS1 Data-Matrix, MaxiCode, QR code
Stacked code types	PDF417
Code qualification	On the basis of ISO/IEC 16022, ISO/IEC 15415, ISO/IEC 18004
OCR/OCV fonts	Trainable fonts

Interfaces

Ethernet	✓, TCP/IP
Function	Data interface (read result output), Service interface, FTP (image transmission)
Data transmission rate	10/100/1,000 Mbit/s
PROFINET	✓
Function	PROFINET Single Port (integrated), PROFINET Dual Port (optional via external connection module CDF600-2)
Data transmission rate	10/100 MBit/s
EtherNet/IP™	✓
Data transmission rate	10/100/1,000 Mbit/s
Serial	✓, RS-232, RS-422
Function	Data interface (read result output), Service interface
Data transmission rate	0.3 kBaud ... 115.2 kBaud, AUX: 57.6 kBaud (RS-232)
CAN	✓
Function	SICK CAN sensor network CSN (CAN controller/CAN device, multiplexer/server)
Data transmission rate	250 kbit/s ... 500 kbit/s
PROFIBUS DP	✓
Type of fieldbus integration	Optional over external fieldbus module CDF600-2
Digital inputs	4 ("Sensor 1", "Sensor 2", 2 inputs via optional CMC600 parameter memory in CDB650/CDM420)
Configurable inputs	Encoder input, external trigger
Digital outputs	6 (CDB650: "Result 1", "Result 2", "Result 3", "Result 4", 2 external outputs via CMC600 or CDM420: "Result 1", "Result 2", 2 external outputs via CMC600 or cable with open end: "Result 1", "Result 2", "Result 3", "Result 4")
Configurable outputs	Good read, External illumination control, free configurable output condition, "device ready"
Reading pulse	Digital inputs, non-powered, serial interface, Ethernet, CAN, auto pulse, presentation mode

Optical indicators	11 LEDs (5 x status display, 5 x LED bar graph, 1 green/red feedback spot)
Acoustic indicators	Beeper (configurable)
Control elements	2 buttons (choose and start/stop functions)
Operator interfaces	Web server
Configuration software	SOPAS ET
Memory card	Micro SD memory card (flash card) max. 32 GB, optional
Data storage and retrieval	Image and data storage via microSD memory card and external FTP
EncoderFrequency	Max. 1 kHz
External illumination control	Via digital output (max. 24 V trigger) or external illumination connection

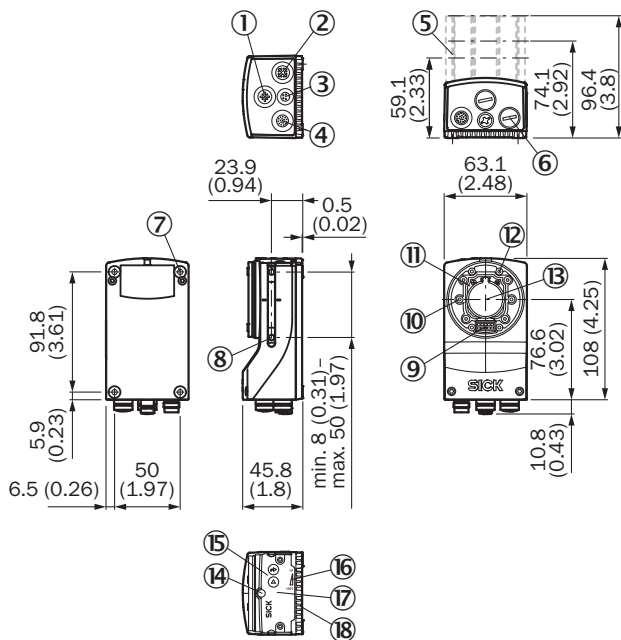
Ambient data

Electromagnetic compatibility (EMC)	EN 61000-6-2:2005-08 / EN 61000-6-4 (2007-01) + A1 (2011)
Vibration resistance	EN 60068-2-6:2008-02
Shock resistance	EN 60068-2-27:2009-05
Ambient operating temperature	0 °C ... +50 °C
Storage temperature	-20 °C ... +70 °C
Permissible relative humidity	90 %, Non-condensing

Classifications

ECLASS 5.0	27280103
ECLASS 5.1.4	27280103
ECLASS 6.0	27280103
ECLASS 6.2	27280103
ECLASS 7.0	27280103
ECLASS 8.0	27280103
ECLASS 8.1	27280103
ECLASS 9.0	27280103
ECLASS 10.0	27280103
ECLASS 11.0	27280103
ECLASS 12.0	27280103
ETIM 5.0	EC002550
ETIM 6.0	EC002550
ETIM 7.0	EC002999
ETIM 8.0	EC002999
UNSPSC 16.0901	43211701

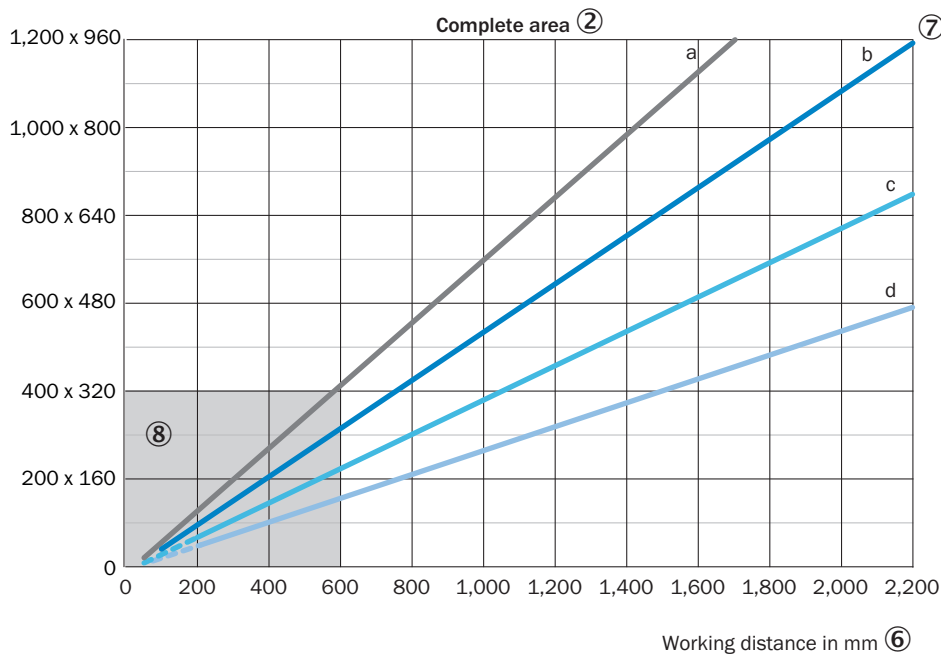
Dimensional drawing (Dimensions in mm (inch))



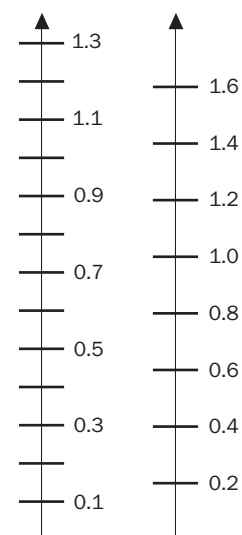
- ① "External light" connection (external illumination unit, female connector, M12, 4-pin, A-coded)
- ② "Ethernet" connection (Gigabit Ethernet, female connector, M12, 8-pin, X-coded)
- ③ "USB" connection (female connector, type M8, 4-pin), for temporary use as a service interface only
- ④ "Power/Serial Data/CAN/I/O" connection (male connector, M12, 17-pin, A-coded)
- ⑤ Optics protection hood (length: 22.7 mm, 37.7 mm or 60 mm)
- ⑥ 4 protective caps for sealing off the electrical connections as required for enclosure rating IP67 (delivery condition)
- ⑦ 4 tapped blind holes, M5, 5.5 mm deep for mounting the product
- ⑧ 2 M5 sliding nuts; 5.5 mm deep; pivoting; as an alternative method of mounting the product
- ⑨ Connection for an integrable illumination unit (VI55I ring illumination unit)
- ⑩ 2 laser alignment aids
- ⑪ S-mount or C-mount optics module
- ⑫ 4 blind tapped holes, 2.5 mm for mounting the spacers for the integrable illumination (VI55I ring illumination unit)
- ⑬ Optical axis and center of the image sensor
- ⑭ Basic device: Manual focus screw for an S-mount lens, accessible via the round opening in the housing cover. To secure the focus setting, cover the round opening with a self-adhesive label. Complete device: The opening is already covered by a label.
- ⑮ 2 function keys
- ⑯ 5 bar graph LEDs
- ⑰ Hinged cover on the top side of the device, access to the microSD memory card and the manual focus screw (S-mount)
- ⑱ 5 status LEDs (2 levels)

Field of view

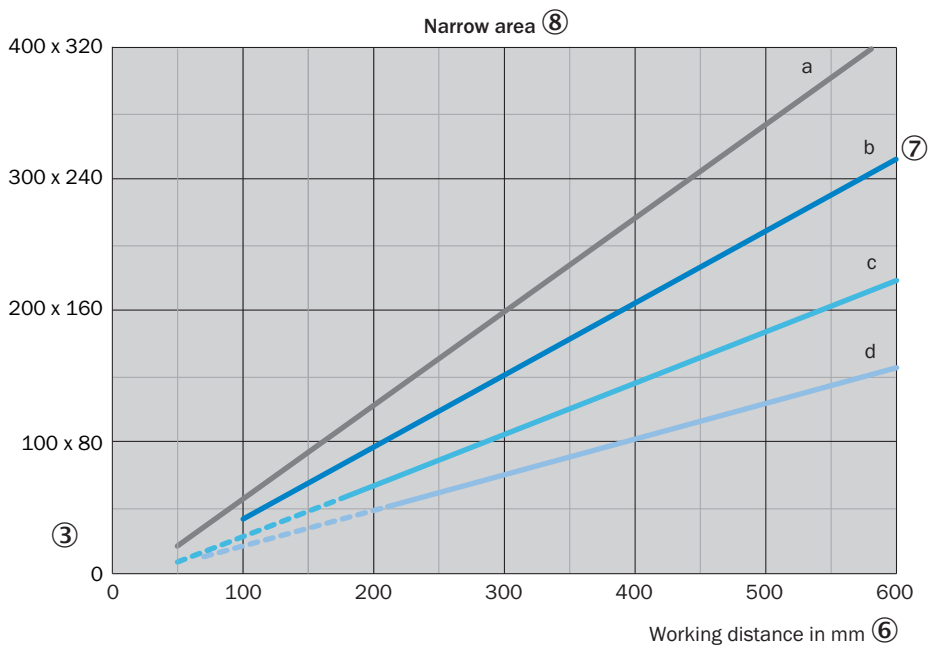
Perceived area of field of view: H x V (mm) ①



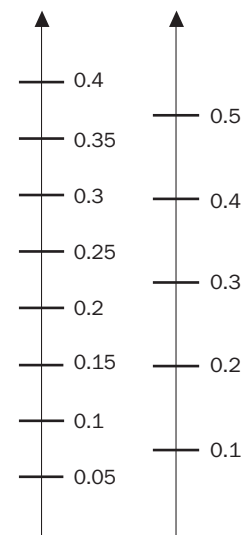
Min. resolution in mm ③
1D code ④ 2D code ⑤



Perceived area of field of view: H x V (mm) ①



Min. resolution in mm ③
1D code ④ 2D code ⑤



- a: f = 9.6 mm — c: f = 17.5 mm
- b: f = 12.5 mm — d: f = 25.0 mm
- - - Optional spacer rings required ⑨

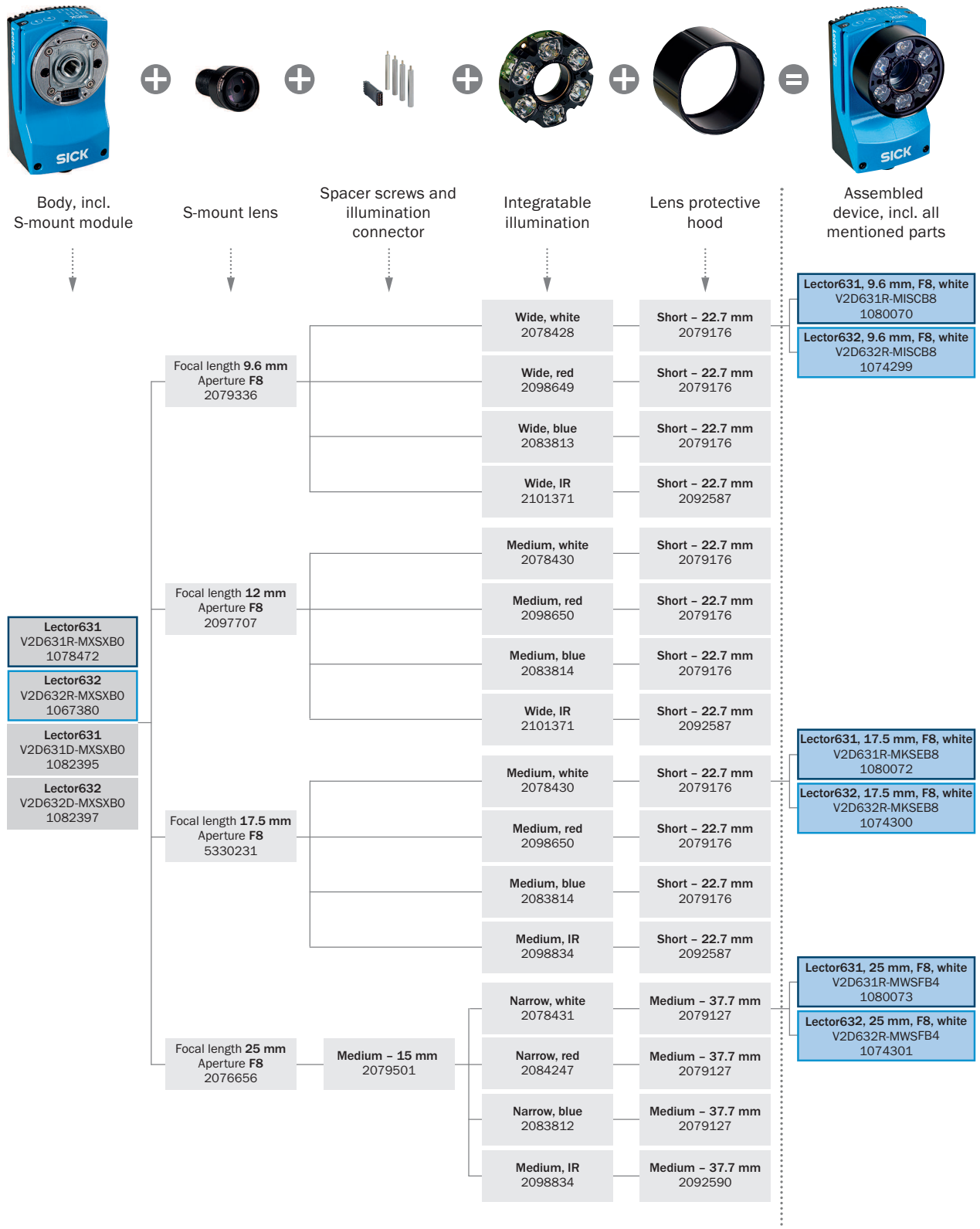
For S-mount and standard C-mount lenses, spacer rings are needed for working distances shorter than approximately 10 times the focal length. For compact C-mount lenses, spacer rings are not needed, but the built-in illumination cannot be used for distances shorter than 300 mm.

① Perceived field of view area: horizontal x vertical (mm)

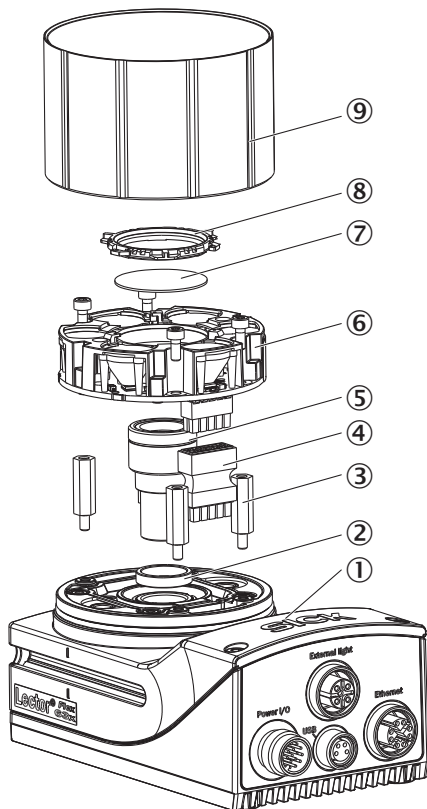
- ② Complete area
- ③ Minimum resolution in mm
- ④ 1D code
- ⑤ 2D code
- ⑥ Working distance in mm
- ⑦ Focal length of lens, here example for $f = 12.5$ mm
- ⑧ Close range
- ⑨ Optional spacer ring required

Selection Guide

Lector63x S-mount





Exploded view








- ① Camera housing
- ② Spacer for built-in illumination
- ③ Spacer ring (optional)
- ④ Plug connector for illumination
- ⑤ S-mount lens
- ⑥ Built-in illumination
- ⑦ Optical filter (optional)
- ⑧ Filter holder
- ⑨ Optics protection hood

Recommended accessories

Other models and accessories → www.sick.com/Lector63x

	Brief description	Type	Part no.
Lenses and accessories			
	Distance bracket and light extension connector (medium) for mounting integratable lighting, length 15 mm, used with compact C-mount lenses with focal length of 12 mm or 25 mm and S-mount lens with focal length 25mm	Distance bracket	2079501
	Optics protection hood, medium, enclosure rating IP 67, length: 37.7 mm, PMMA, for use with compact C-mount lens with focal length 12 mm or 25 mm and S-mount lens with focal length 25 mm	Optics protection hood (PMMA)	2079127

	Brief description	Type	Part no.
Modules			
	<ul style="list-style-type: none"> • Accessory group: 4DproConnectivity • Product family: Connection Device Basic • Sub product family: CDB650 • Supported products: Lector series CLV62x - CLV64x (depending on type) CLV69xRFID read/write device InspectorP series • Brief description: Connection device basic for connecting one sensor with 2 A fuse, 5 cable glands and RS-232 interface to sensor via M12, 17-pin female connector, all outputs available on screw/spring-loaded terminals. 	CDB650-204	1064114
Mounting brackets and plates			
	Mounting bracket with screws, L-shaped for mounting with sliding nuts, includes angle indicator for adjusting the tilt angle	Mounting bracket	2078970
Others			
	<ul style="list-style-type: none"> • Connection type head A: Female connector, M12, 17-pin, straight, A-coded • Connection type head B: Male connector, M12, 17-pin, straight, A-coded • Signal type: Power, serial, CAN, digital I/Os • Cable: 2 m, suitable for refrigeration • Description: Power, serial, CAN, digital I/Os, suitable for 2 A, shielded 	YM2A8D-020XXF2A8D	6053230
	<ul style="list-style-type: none"> • Connection type head A: Male connector, M12, 8-pin, straight, X-coded • Connection type head B: Male connector, RJ45, 8-pin, straight • Signal type: Ethernet, Gigabit Ethernet • Cable: 2 m, 8-wire, PUR, halogen-free • Description: Ethernet, Gigabit Ethernet, shielded • Application: Zones with oils and lubricants 	YM2X18-020EG1MRJA8	2106258
	<ul style="list-style-type: none"> • Connection type head A: Male connector, M12, 8-pin, straight, X-coded • Connection type head B: Male connector, RJ45, 8-pin, straight • Signal type: Ethernet, Gigabit Ethernet • Cable: 3 m, 8-wire, PUR, halogen-free • Description: Ethernet, Gigabit Ethernet, shielded • Application: Zones with oils and lubricants 	YM2X18-030EG1MRJA8	2145693

Recommended services

Additional services → www.sick.com/Lector63x

	Type	Part no.
Performance check		
<ul style="list-style-type: none"> • Product area: Image-based code readers • Range of services: Inspection of defined functions, e.g., reading performance • Duration: Additional work will be invoiced separately 	Performance check Lector	1608207
Maintenance		
<ul style="list-style-type: none"> • Product area: Image-based code readers • Range of services: Inspection, analysis and restoring of defined functions, Inspection and adaptation of previously defined functions of possible Lector6xx illumination, code configuration, trigger and digital inputs, interfaces and digital outputs as well as data processing • Duration: Additional work will be invoiced separately 	Maintenance Lector	1611421

	Type	Part no.
Commissioning		
<ul style="list-style-type: none"> • Product area: Image-based code readers • Range of services: Inspection of connection, fine adjustment, optimization of parameters of SICK product as well as tests, Set-up of previously defined functions of possible illumination, code configuration, trigger and digital inputs, interfaces and digital outputs as well as data processing • Duration: Additional work will be invoiced separately 	Commissioning Lector	1608206
Extended warranty		
<ul style="list-style-type: none"> • Product area: Machine vision, LiDAR sensors, safety camera sensors, Safety laser scanners, Safety radar sensors, Radar sensors, Fixed mount barcode scanners, Image-based code readers, RFID, Mobile handheld scanners • Range of services: The services correspond to the scope of the statutory manufacturer warranty (SICK general terms of delivery). • Duration: Five-year warranty from delivery date. 	Extended warranty for a total of five years from delivery date	1680671

SICK AT A GLANCE

SICK is one of the leading manufacturers of intelligent sensors and sensor solutions for industrial applications. A unique range of products and services creates the perfect basis for controlling processes securely and efficiently, protecting individuals from accidents and preventing damage to the environment.

We have extensive experience in a wide range of industries and understand their processes and requirements. With intelligent sensors, we can deliver exactly what our customers need. In application centers in Europe, Asia and North America, system solutions are tested and optimized in accordance with customer specifications. All this makes us a reliable supplier and development partner.

Comprehensive services complete our offering: SICK LifeTime Services provide support throughout the machine life cycle and ensure safety and productivity.

For us, that is “Sensor Intelligence.”

WORLDWIDE PRESENCE:

Contacts and other locations –www.sick.com