



# V2D8305P-1MCIBXAF1SXXXX

Inspector83x

2D MACHINE VISION

**SICK**  
Sensor Intelligence.



### Ordering information

Type	Part no.
V2D8305P-1MCIBXAF1SXXXX	1143348

Other models and accessories → [www.sick.com/Inspector83x](http://www.sick.com/Inspector83x)



### Detailed technical data

#### Features

<b>Technology</b>	2D snapshot
<b>Product category</b>	Programmable, configurable
<b>SensorApp</b>	Nova Inspector
<b>License included</b>	Quality Inspection License Optional upgrade with the Intelligent Inspection Upgrade License, which enables productive use of the complete toolset.
<b>Expansion options</b>	The SICK Nova Tool plug-in enables customer-specific or new tools to be added. Development and customization of the tools is supported by SICK AppSpace and SICK AppStudio.
<b>License type</b>	The software is provided as a device license. A license is bound to a specific hardware ID.
<b>License period</b>	The license is issued without a time limit.
<b>Toolkit</b>	SICK algorithm API HALCON
<b>Sensor</b>	CMOS monochrome
<b>Shutter technology</b>	Global-Shutter
<b>Optical focus</b>	Adjustable focus (manually)
<b>Working distance</b>	200 mm ... 2,500 mm, depends on lens used <sup>1)</sup>
<b>Illumination</b>	Integrated
<b>Illumination color</b>	White, LED, Visible, 6,500 K, ± 1,000 K
<b>LED class</b>	Risk group 1 (IEC 62471 (2006-07) / EN 62471 (2008-09))
<b>Lens</b>	C-mount
	Optical format 1/1.8"
	Focal length 8 mm
<b>Task</b>	Detecting - Standard objects Measuring - Dimension, contour and volume Measuring - Number Identifying - 2D code Identifying - OCR Identifying - Pattern Identifying - Classifying Identifying - Sorting Determining position - 2D position determination

<sup>1)</sup> For details see field of view diagram.

## Mechanics/electronics

<b>Connection type</b>	1 x M12, 17-pin male connector, A-coded (Power, I/O) 1 x M8, 4-pin female connector (external illumination) 1 x M12, 8-pin female connector, X-coded (Gigabit Ethernet) 2 x M12, 4-pin female connector, D-coded (fieldbus Ethernet)
<b>Supply voltage</b>	24 V DC, $\pm 20\%$ <sup>1)</sup>
<b>Power consumption</b>	21 W <sup>2)</sup>
<b>Enclosure rating</b>	IP65 (IEC 60529:2013 +C1:2013 +C2:2015 +AMD2 C1:2019, EN 60529:1991 +A1:2010 +A2:2013 +AC:2019-02)
<b>Housing material</b>	Aluminum die cast
<b>Weight</b>	Without lens and connection cables

<sup>1)</sup> Voltage source in accordance with ES1 (EN 62368-1) or SELV (EN 60950-1).

<sup>2)</sup> For digital outputs without load.

## Performance

<b>Sensor resolution</b>	2,464 px x 2,048 px (5.1 Mpixel)
<b>Scan/frame rate</b>	30 Hz <sup>1)</sup>

<sup>1)</sup> Maximum, lower at long exposure times. Image capture time only, does not include additional required processing time.

## Interfaces

<b>Ethernet</b>	✓, TCP/IP
Function	FTP
Data transmission rate	10/100/1,000 Mbit/s, MAC address (device-specific), see type label
<b>EtherNet/IP™</b>	✓
Function	EtherNet/IP™ Dual Port
Data transmission rate	10/100 MBit/s
<b>PROFINET</b>	✓
Function	PROFINET Dual Port
Data transmission rate	10/100 MBit/s
<b>Operator interfaces</b>	Web server
<b>Configuration software</b>	Web GUI (SensorApp configuration), SICK AppManager (IP determination and configuration, SensorApp installation), SICK AppStudio (programming)
<b>Data storage and retrieval</b>	Image and data logging via external FTP
<b>Inputs/outputs</b>	2 x opto-decoupled inputs, physical, switching 6 x configurable input/output, physical, switching (4 on the Power-I/O connection, 2 on the external illumination connection)
<b>Output current</b>	$\leq 50$ mA
<b>Maximum encoder frequency</b>	Max. 50 kHz
<b>External illumination</b>	External voltage supply or via Vout (max. 1 A) at the X2 4-pin female connector as an illumination connection. Trigger via digital output via X1 17-pin male connector or via external illumination connection at the X2 4-pin female connector.
<b>Optical indicators</b>	8 status LEDs

## Ambient data

<b>Vibration resistance</b>	EN 60068-2-6:2007, EN 60068-2-64:2019
<b>Shock resistance</b>	EN 60068-2-27:2008

<sup>1)</sup> If the ambient operating temperature will be  $\geq 45$  °C, ensure adequate heat dissipation when mounting the device.

<b>Ambient operating temperature</b>	0 °C ... +40 °C <sup>1)</sup>
<b>Storage temperature</b>	-20 °C ... +70 °C
<b>Relative humidity</b>	≤ 90 %, Non-condensing
<b>Altitude (above sea level)</b>	< 5,000 m

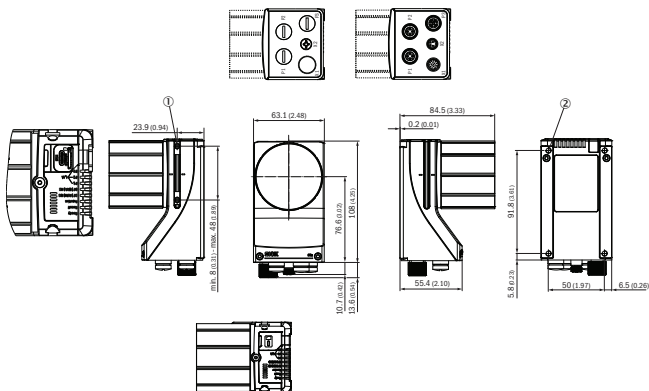
<sup>1)</sup> If the ambient operating temperature will be ≥ 45 °C, ensure adequate heat dissipation when mounting the device.

### Classifications

<b>ECLASS 5.0</b>	27310205
<b>ECLASS 5.1.4</b>	27310205
<b>ECLASS 6.0</b>	27310205
<b>ECLASS 6.2</b>	27310205
<b>ECLASS 7.0</b>	27310205 </td
<b>ECLASS 8.0</b>	27310205
<b>ECLASS 8.1</b>	27310205
<b>ECLASS 9.0</b>	27310205
<b>ECLASS 10.0</b>	27310205
<b>ECLASS 11.0</b>	27310205
<b>ECLASS 12.0</b>	27310205
<b>ETIM 5.0</b>	EC001820
<b>ETIM 6.0</b>	EC001820
<b>ETIM 7.0</b>	EC001820
<b>ETIM 8.0</b>	EC001820
<b>UNSPSC 16.0901</b>	43211731

### Dimensional drawing (Dimensions in mm (inch))

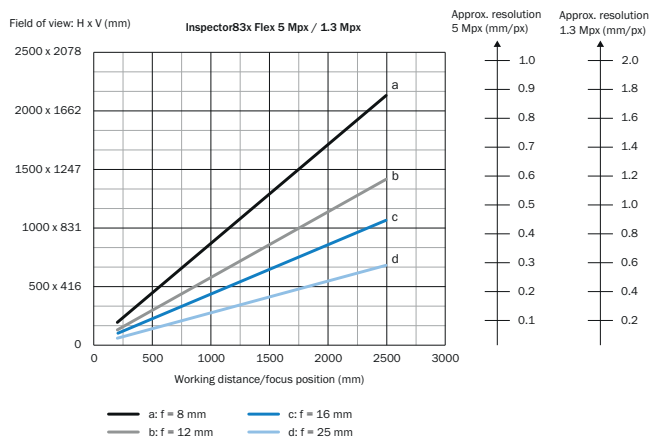
Structure and device dimensions, unit: mm (inch), decimal separator: period



- ① 2 M5 sliding nuts; 5.5 mm deep; pivoting; as an alternative method of mounting the product
- ② 4 tapped blind holes, M5, 5.5 mm deep for mounting the product

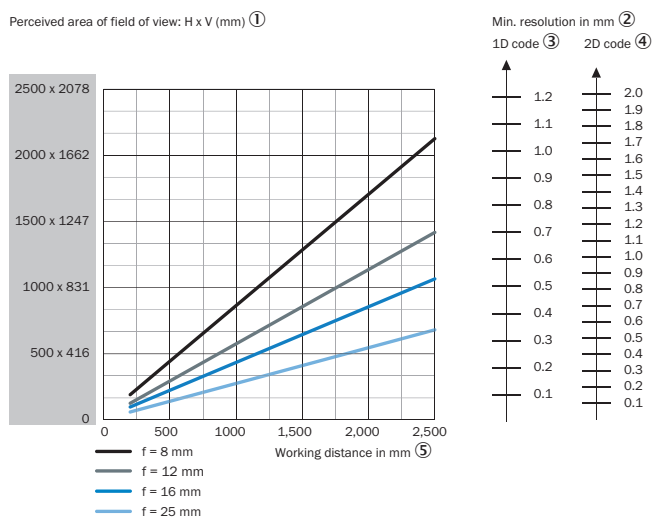
### Field of view

V2D8301P/V2D8305P



- ① Field of view: Horizontal x vertical in mm
- ② Approximate resolution in mm/px
- ③ Working distance/Focus position in mm





Field of view diagram for V2D8305x-xxxxxxxxxx



- ① Perceived field of view area: horizontal x vertical (mm)
- ② Minimum resolution in mm
- ③ 1D code
- ④ 2D code
- ⑤ Working distance in mm

### Recommended accessories

Other models and accessories → [www.sick.com/Inspector83x](http://www.sick.com/Inspector83x)

	Brief description	Type	Part no.
<b>Modules</b>			
	<ul style="list-style-type: none"> <li>• <b>Accessory group:</b> 4DproConnectivity</li> <li>• <b>Product family:</b> Connection Device Basic</li> <li>• <b>Sub product family:</b> CDB650</li> <li>• <b>Supported products:</b> Lector seriesCLV62x - CLV64x (depending on type)CLV69xRFID read/write deviceInspectorP series</li> <li>• <b>Brief description:</b> Connection device basic for connecting one sensor with 2 A fuse, 5 cable glands and RS-232 interface to sensor via M12, 17-pin female connector, all outputs available on screw/spring-loaded terminals.</li> </ul>	CDB650-204	1064114
<b>Others</b>			
	<ul style="list-style-type: none"> <li>• <b>Connection type head A:</b> Male connector, M12, 8-pin, straight, X-coded</li> <li>• <b>Connection type head B:</b> Male connector, RJ45, 8-pin, straight</li> <li>• <b>Signal type:</b> Ethernet, Gigabit Ethernet</li> <li>• <b>Cable:</b> 5 m, 8-wire, PUR, halogen-free</li> <li>• <b>Description:</b> Ethernet, Gigabit Ethernet, shielded</li> <li>• <b>Application:</b> Zones with oils and lubricants</li> </ul>	YM2X18-050EG1MRJA8	2106259
	<ul style="list-style-type: none"> <li>• <b>Connection type head A:</b> Female connector, M12, 17-pin, straight, A-coded</li> <li>• <b>Connection type head B:</b> Male connector, M12, 17-pin, straight, A-coded</li> <li>• <b>Signal type:</b> Power, serial, CAN, digital I/Os</li> <li>• <b>Cable:</b> 3 m, 17-wire</li> <li>• <b>Description:</b> Power, serial, CAN, digital I/Os, suitable for 2 A, shielded, to connection module CDB650</li> <li>• <b>Application:</b> Drag chain operation</li> </ul>	YM2A8D-030XXF2A8D	6051194
	<ul style="list-style-type: none"> <li>• <b>Connection type head A:</b> Male connector, USB-C, 4-pin, straight</li> <li>• <b>Connection type head B:</b> Male connector, USB-A, 4-pin, straight</li> <li>• <b>Cable:</b> 2 m, PVC</li> <li>• <b>Description:</b> scanGrid2 configuration cable</li> </ul>	YMUSA4-020VG5MUSC4	2119989

## SICK AT A GLANCE

SICK is one of the leading manufacturers of intelligent sensors and sensor solutions for industrial applications. A unique range of products and services creates the perfect basis for controlling processes securely and efficiently, protecting individuals from accidents and preventing damage to the environment.

We have extensive experience in a wide range of industries and understand their processes and requirements. With intelligent sensors, we can deliver exactly what our customers need. In application centers in Europe, Asia and North America, system solutions are tested and optimized in accordance with customer specifications. All this makes us a reliable supplier and development partner.

Comprehensive services complete our offering: SICK LifeTime Services provide support throughout the machine life cycle and ensure safety and productivity.

For us, that is “Sensor Intelligence.”

## WORLDWIDE PRESENCE:

Contacts and other locations –[www.sick.com](http://www.sick.com)