



# VTE180-2N41182

V180-2

CYLINDRICAL PHOTOELECTRIC SENSORS

**SICK**  
Sensor Intelligence.



Illustration may differ



## Ordering information

| Type           | Part no. |
|----------------|----------|
| VTE180-2N41182 | 6041808  |

Other models and accessories → [www.sick.com/V180-2](http://www.sick.com/V180-2)

## Detailed technical data

### Features

|                                        |                                     |
|----------------------------------------|-------------------------------------|
| <b>Functional principle</b>            | Photoelectric proximity sensor      |
| <b>Functional principle detail</b>     | Energetic                           |
| <b>Dimensions (W x H x D)</b>          | 18 mm x 18 mm x 62.5 mm             |
| <b>Housing design (light emission)</b> | Cylindrical                         |
| <b>Housing length</b>                  | 62.5 mm                             |
| <b>Thread diameter (housing)</b>       | M18 x 1                             |
| <b>Optical axis</b>                    | Axial                               |
| <b>Sensing range max.</b>              | 1 mm ... 1,100 mm <sup>1)</sup>     |
| <b>Sensing range</b>                   | 1 mm ... 800 mm <sup>1)</sup>       |
| <b>Focus</b>                           | Approx. 1.2°                        |
| <b>Type of light</b>                   | Visible red light                   |
| <b>Light source</b>                    | LED <sup>2)</sup>                   |
| <b>Light spot size (distance)</b>      | Ø 30 mm (800 mm)                    |
| <b>Angle of dispersion</b>             | Approx. 1.2°                        |
| <b>Wave length</b>                     | 645 nm                              |
| <b>Adjustment</b>                      | Potentiometer, 270° (Sensing range) |

<sup>1)</sup> Object with 90% remission (based on standard white, DIN 5033).

<sup>2)</sup> Average service life: 100,000 h at T<sub>J</sub> = +25 °C.

## Mechanics/electronics

|                                             |                                                        |
|---------------------------------------------|--------------------------------------------------------|
| <b>Supply voltage <math>U_B</math></b>      | 10 V DC ... 30 V DC <sup>1)</sup>                      |
| <b>Ripple</b>                               | $\pm 10\%$ <sup>2)</sup>                               |
| <b>Current consumption</b>                  | 30 mA <sup>3)</sup>                                    |
| <b>Switching output</b>                     | NPN <sup>4)</sup>                                      |
| <b>Switching mode</b>                       | Light/dark switching <sup>4)</sup>                     |
| <b>Switching mode selector</b>              | Selectable via L/D control cable                       |
| <b>Signal voltage NPN HIGH/LOW</b>          | Approx. $V_S / < 1.8\text{ V}$                         |
| <b>Output current <math>I_{\max}</math></b> | $\leq 100\text{ mA}$                                   |
| <b>Response time</b>                        | $\leq 0.5\text{ ms}$ <sup>5)</sup>                     |
| <b>Switching frequency</b>                  | 1,000 Hz <sup>6)</sup>                                 |
| <b>Connection type</b>                      | Cable, 4-wire, 2 m <sup>7)</sup>                       |
| <b>Cable material</b>                       | Plastic, PVC                                           |
| <b>Conductor cross section</b>              | 0.18 mm <sup>2</sup>                                   |
| <b>Cable diameter</b>                       | $\varnothing 3.8\text{ mm}$                            |
| <b>Circuit protection</b>                   | A <sup>8)</sup><br>B <sup>9)</sup><br>D <sup>10)</sup> |
| <b>Protection class</b>                     | III                                                    |
| <b>Weight</b>                               | 95 g                                                   |
| <b>Housing material</b>                     | Metal, Nickel-plated brass and PC                      |
| <b>Optics material</b>                      | Plastic, PMMA                                          |
| <b>Enclosure rating</b>                     | IP67                                                   |
| <b>Items supplied</b>                       | Fastening nuts (2 x)                                   |
| <b>Ambient operating temperature</b>        | -25 °C ... +55 °C                                      |
| <b>Ambient temperature, storage</b>         | -40 °C ... +70 °C                                      |

<sup>1)</sup> Limit values when operated in short-circuit protected network: max. 8 A.

<sup>2)</sup> May not fall below or exceed  $U_y$  tolerances.

<sup>3)</sup> Without load.

<sup>4)</sup> Control wire open: light switching L.ON.

<sup>5)</sup> Signal transit time with resistive load.

<sup>6)</sup> With light/dark ratio 1:1.

<sup>7)</sup> Do not bend below 0 °C.

<sup>8)</sup> A =  $V_S$  connections reverse-polarity protected.

<sup>9)</sup> B = inputs and output reverse-polarity protected.

<sup>10)</sup> D = outputs overcurrent and short-circuit protected.

## Safety-related parameters

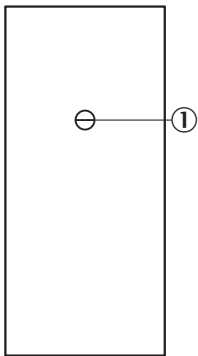
|                         |             |
|-------------------------|-------------|
| <b>MTTF<sub>D</sub></b> | 1,889 years |
| <b>DC<sub>avg</sub></b> | 0 %         |

## Classifications

|                     |          |
|---------------------|----------|
| <b>ECLASS 5.0</b>   | 27270903 |
| <b>ECLASS 5.1.4</b> | 27270903 |
| <b>ECLASS 6.0</b>   | 27270903 |

|                       |          |
|-----------------------|----------|
| <b>ECLASS 6.2</b>     | 27270903 |
| <b>ECLASS 7.0</b>     | 27270903 |
| <b>ECLASS 8.0</b>     | 27270903 |
| <b>ECLASS 8.1</b>     | 27270903 |
| <b>ECLASS 9.0</b>     | 27270903 |
| <b>ECLASS 10.0</b>    | 27270904 |
| <b>ECLASS 11.0</b>    | 27270904 |
| <b>ECLASS 12.0</b>    | 27270903 |
| <b>ETIM 5.0</b>       | EC001821 |
| <b>ETIM 6.0</b>       | EC001821 |
| <b>ETIM 7.0</b>       | EC002719 |
| <b>ETIM 8.0</b>       | EC002719 |
| <b>UNSPSC 16.0901</b> | 39121528 |

### Adjustments



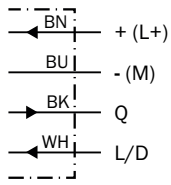
- ③ Sensitivity control 270°
- ④ LED indicator orange: switching output active
- ⑤ LED indicator green

### Connection type



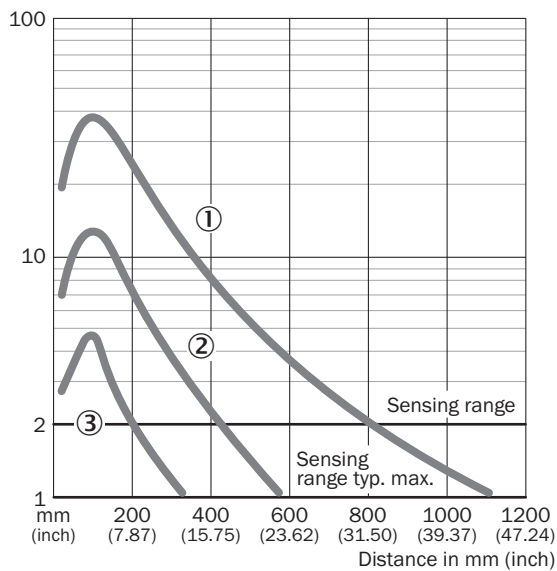
## Connection diagram

Cd-089



## Characteristic curve

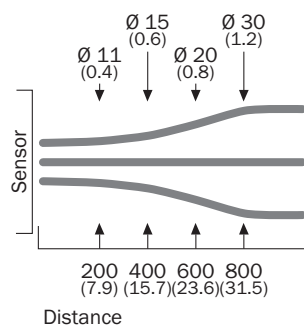
VTE180-2, 1.100 mm, axial



- ① Sensing range on white, 90% remission factor
- ② Sensing range on gray, 18% remission factor
- ③ Sensing range on black, 6% remission factor

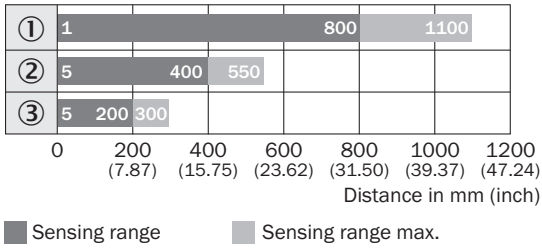
## Light spot size

VTE180-2, 900 mm, 1.100 mm



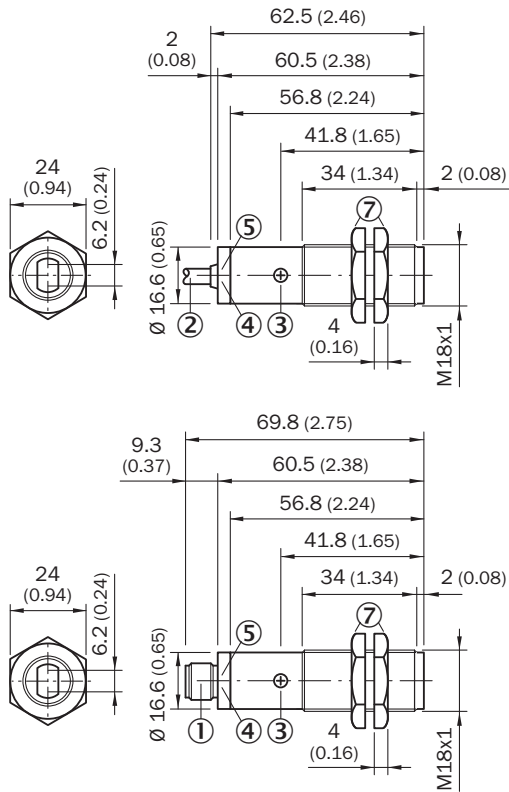
Sensing range diagram

VTE180-2, 1.100 mm, axial



Dimensional drawing (Dimensions in mm (inch))


VTF180-2, VTE180-2, VTB180-2, metal, axial



- ① M12 male device connector, 4-pin
- ② Connection cable 2 m
- ③ Sensitivity control 270°
- ④ LED indicator orange: switching output active
- ⑤ LED indicator green: strength indicator
- ⑦ Fastening nuts (2x); width across 24, metal

## Recommended accessories

Other models and accessories → [www.sick.com/V180-2](http://www.sick.com/V180-2)

|                                                                                   | Brief description                                                                                                                                                                                                                                                                                      | Type       | Part no. |
|-----------------------------------------------------------------------------------|--------------------------------------------------------------------------------------------------------------------------------------------------------------------------------------------------------------------------------------------------------------------------------------------------------|------------|----------|
| Others                                                                            |                                                                                                                                                                                                                                                                                                        |            |          |
|  | <ul style="list-style-type: none"> <li>• <b>Connection type head A:</b> Male connector, M12, 4-pin, straight, A-coded</li> <li>• <b>Description:</b> Unshielded</li> <li>• <b>Connection systems:</b> Screw-type terminals</li> <li>• <b>Permitted cross-section:</b> ≤ 0.75 mm<sup>2</sup></li> </ul> | STE-1204-G | 6009932  |

## SICK AT A GLANCE

SICK is one of the leading manufacturers of intelligent sensors and sensor solutions for industrial applications. A unique range of products and services creates the perfect basis for controlling processes securely and efficiently, protecting individuals from accidents and preventing damage to the environment.

We have extensive experience in a wide range of industries and understand their processes and requirements. With intelligent sensors, we can deliver exactly what our customers need. In application centers in Europe, Asia and North America, system solutions are tested and optimized in accordance with customer specifications. All this makes us a reliable supplier and development partner.

Comprehensive services complete our offering: SICK LifeTime Services provide support throughout the machine life cycle and ensure safety and productivity.

For us, that is “Sensor Intelligence.”

## WORLDWIDE PRESENCE:

Contacts and other locations –[www.sick.com](http://www.sick.com)