

WFE

The simply outstanding all-rounder

SICK
Sensor Intelligence.

Excellent performance and easy to use



Fork sensor with countless functions and excellent performance

The WFE fork sensors are integrated into a robust ABS housing with a sturdy steel frame, providing a durable and solid design. Many exceptional product features such as a high switching frequency, detection of very small objects (MDO), a push-pull output, light-dark switching and many more are available to the user. At the same time, the WFE fork sensors are very easy to operate. Configuration or alignment for commissioning are not required.




Since the sender and receiver are in the same housing, no complex alignment is necessary. Detection tasks can therefore be prepared and completed quickly and easily.




Operation as simple as with plug & play applications

Different variants available



Different fork widths for all possible installation types

Available fork widths range from 30 mm up to 180 mm to meet various installation requirements. This ensures full flexibility and freedom in machine design as well as easy installation. A wide variety of applications are possible thanks to the sensitivity adjustment and light/dark switching.




The WFE fork sensors feature light/dark switching and sensitivity adjustment. There are also versions that do not require any adjustments.



Flexible connection options are available thanks to the 3-pin M8 connection and corresponding cables.



Fully flexibility due to various fork widths, adjustment switch and connection types



Technical data overview

Fork width	30 mm ... 180 mm (depending on type)
Fork depth	40 mm ... 120 mm (depending on type)
MDO	0.5 mm
Connection type	Cable, open-ended, 3-wire 2 m Connector M8, 3-pin



Product description

The WFE is a rugged fork sensor that is simple and easy to mount. Thanks to its reliability and accurate detection, it is suitable for a large number of applications. The WFE can precisely detect objects up to a size of 0.5 mm with a high switching frequency of 5 kHz. The sensitivity adjustment, a push-pull output, and the ability to select between light and dark switching make it flexible and convenient to use. The WFE is enclosed in a rugged hybrid housing (IP67) made from ABS plastic with a carbon steel frame and performs reliably even in harsh environments. 5 different fork widths and several different types of connector are available. The WFE is therefore well and truly an all-in-one fork sensor solution.

At a glance

- Sender and receiver in a single housing
- 5 different fork widths from 30 mm to max. 180 mm
- High switching frequency of 5 kHz
- Minimum detectable object (MDO) of 0.5 mm
- Durable hybrid housing made from ABS with carbon steel frame
- Sensitivity adjustment
- Light/dark switching
- Push-pull output

Your benefits

- Very rugged and durable ABS housing with carbon steel frame and IP67 enclosure rating
- Quick and easy mounting since the sender and receiver are pre-aligned within the same housing
- Large selection of fork widths for different application requirements
- Practical and versatile thanks to an intuitive sensitivity adjustment, push-pull output, and light/dark switching
- High switching frequency and fine resolution guarantees reliable detection even at high speeds

Fields of application

- Packaging – bottles, boxes or web edge guiding
- Machine tools – mechanical parts, gears, metal parts, screws
- Electronics
- Logistics – positioning of conveying equipment, gears
- Automotive – positioning of automotive parts, conveying equipment
- Pharmaceutical – detection of syringes, medical parts

Ordering information

Other models and accessories → www.sick.com/WFE

- **Adjustment:** no adjustment possibility

Fork width	Fork depth	Switching output	Switching mode	Connection type Detail	Type	Part no.
30 mm	40 mm	Push-pull: PNP/NPN	Dark switching	Cable, open-ended, 3-wire	WFE-030040B121	1106552
				Connector M8, 3-pin	WFE-030040B321	1106551

- **Adjustment:** Potentiometer, light/dark switching

Fork width	Fork depth	Switching output	Switching mode	Connection type Detail	Type	Part no.
30 mm	40 mm	Push-pull: PNP/NPN	Light/dark switching	Cable, open-ended, 3-wire	WFE-030040B137	1106554
				Connector M8, 3-pin	WFE-030040B337	1106553
50 mm	60 mm	Push-pull: PNP/NPN	Light/dark switching	Connector M8, 3-pin	WFE-050060B337	1106555
80 mm	60 mm	Push-pull: PNP/NPN	Light/dark switching	Connector M8, 3-pin	WFE-080060B337	1106556
120 mm	120 mm	Push-pull: PNP/NPN	Light/dark switching	Connector M8, 3-pin	WFE-120120B337	1106557
180 mm	120 mm	Push-pull: PNP/NPN	Light/dark switching	Connector M8, 3-pin	WFE-180120B337	1106558

SICK AT A GLANCE

SICK is one of the leading manufacturers of intelligent sensors and sensor solutions for industrial applications. A unique range of products and services creates the perfect basis for controlling processes securely and efficiently, protecting individuals from accidents and preventing damage to the environment.

We have extensive experience in a wide range of industries and understand their processes and requirements. With intelligent sensors, we can deliver exactly what our customers need. In application centers in Europe, Asia and North America, system solutions are tested and optimized in accordance with customer specifications. All this makes us a reliable supplier and development partner.

Comprehensive services complete our offering: SICK LifeTime Services provide support throughout the machine life cycle and ensure safety and productivity.

For us, that is “Sensor Intelligence.”

WORLDWIDE PRESENCE:

Contacts and other locations –www.sick.com