



# WL9LG-3P2432

W9

SMALL PHOTOELECTRIC SENSORS

**SICK**  
Sensor Intelligence.



Illustration may differ



### Ordering information

| Type         | Part no. |
|--------------|----------|
| WL9LG-3P2432 | 1058235  |

Other models and accessories → [www.sick.com/W9](http://www.sick.com/W9)

### Detailed technical data

#### Features

|  |   |
|--|---|
| <b>Functional principle</b>            | Photoelectric retro-reflective sensor                               |
| <b>Functional principle detail</b>     | Without reflector minimum distance (autocollimation/coaxial optics) |
| <b>Dimensions (W x H x D)</b>          | 12.2 mm x 52.2 mm x 23.6 mm   |
| <b>Housing design (light emission)</b> | Rectangular   |
| <b>Mounting hole</b>                   | M3  |
| <b>Sensing range max.</b>              | 0 m ... 4.5 m <sup>1) 2)</sup>                                      |
| <b>Sensing range</b>                   | 0 m ... 2 m <sup>1) 2)</sup>  |
| <b>Type of light</b>                   | Visible red light   |
| <b>Light source</b>                    | Laser <sup>3)</sup>   |
| <b>Light spot size (distance)</b>      | Ø 1 mm (500 mm)   |
| <b>Wave length</b>                     | 650 nm  |
| <b>Laser class</b>                     | 1 (IEC 60825-1 / CDRH 21 CFR 1040.10 & 1040.11)                     |
| <b>Adjustment</b>                      | Single teach-in button  |
| <b>AutoAdapt</b>                       | ✓   |
| <b>Special applications</b>            | Detecting small objects, Detecting transparent objects              |

<sup>1)</sup> Reflective tape REF-AC1000.

<sup>2)</sup> To ensure reliable operation, we recommend using REF-AC1000 reflective tape or reflective-tap reflectors such as P41F, PLV14-A, PLH25-M12, or PLH25-D12. Reflectors with large-scale triple structures must only be used if deemed suitable for the application.

<sup>3)</sup> Average service life: 50,000 h at T<sub>U</sub> = +25 °C.

## Mechanics/electronics

|   |   |
|---|---|
| <b>Supply voltage <math>U_B</math></b>        | 10 V DC ... 30 V DC <sup>1)</sup>                     |
| <b>Ripple</b>                                 | < 5 V <sub>pp</sub> <sup>2)</sup>                     |
| <b>Current consumption</b>                    | 30 mA <sup>3)</sup>                                   |
| <b>Switching output</b>                       | PNP <sup>4)</sup>                                     |
| <b>Output function</b>                        | Complementary   |
| <b>Switching mode</b>                         | Light/dark switching <sup>4)</sup>                    |
| <b>Output current <math>I_{max}</math></b>    | ≤ 100 mA  |
| <b>Response time</b>                          | ≤ 0.5 ms <sup>5)</sup>                                |
| <b>Switching frequency</b>                    | 1,000 Hz <sup>6)</sup>                                |
| <b>Connection type</b>                        | Male connector M12, 4-pin                             |
| <b>Circuit protection</b>                     | A <sup>7)</sup><br>B <sup>8)</sup><br>C <sup>9)</sup> |
| <b>Protection class</b>                       | III   |
| <b>Weight</b>                                 | 13 g  |
| <b>Polarisation filter</b>                    | ✓   |
| <b>Housing material</b>                       | Plastic, VISTAL®                                      |
| <b>Optics material</b>                        | Plastic, PMMA   |
| <b>Enclosure rating</b>                       | IP66<br>IP67<br>IP69K                                 |
| <b>Ambient operating temperature</b>          | -10 °C ... +50 °C                                     |
| <b>Ambient operating temperature extended</b> | -30 °C ... +55 °C <sup>10) 11)</sup>                  |
| <b>Ambient temperature, storage</b>           | -30 °C ... +70 °C                                     |
| <b>UL File No.</b>                            | NRKH.E181493  |

<sup>1)</sup> Limit values when operated in short-circuit protected network: max. 8 A.

<sup>2)</sup> May not fall below or exceed  $U_y$  tolerances.

<sup>3)</sup> Without load.

<sup>4)</sup> Q = light switching.

<sup>5)</sup> Signal transit time with resistive load.

<sup>6)</sup> With light/dark ratio 1:1.

<sup>7)</sup> A =  $V_S$  connections reverse-polarity protected.

<sup>8)</sup> B = inputs and output reverse-polarity protected.

<sup>9)</sup> C = interference suppression.

<sup>10)</sup> As of  $T_a = 50$  °C, a max. supply voltage  $V_{max} = 24$  V and a max. load current  $I_{max} = 50$  mA is permitted.

<sup>11)</sup> Operation below  $T_u -10$  °C is possible if the sensor is already switched on at  $T_u > -10$  °C, then cools down, and the supply voltage is subsequently not switched off. Switching on below  $T_u -10$  °C is not permissible.

## Safety-related parameters

|                         |  |
|-------------------------|--|
| <b>MTTF<sub>D</sub></b> | 655 years (EN ISO 13849-1) <sup>1)</sup> |
| <b>DC<sub>avg</sub></b> | 0 %                                      |

<sup>1)</sup> Mode of calculation: Parts-Count-calculation.

## Classifications

|                   |          |
|-------------------|----------|
| <b>ECLASS 5.0</b> | 27270902 |
|-------------------|----------|

|                       |          |
|-----------------------|----------|
| <b>ECLASS 5.1.4</b>   | 27270902 |
| <b>ECLASS 6.0</b>     | 27270902 |
| <b>ECLASS 6.2</b>     | 27270902 |
| <b>ECLASS 7.0</b>     | 27270902 |
| <b>ECLASS 8.0</b>     | 27270902 |
| <b>ECLASS 8.1</b>     | 27270902 |
| <b>ECLASS 9.0</b>     | 27270902 |
| <b>ECLASS 10.0</b>    | 27270902 |
| <b>ECLASS 11.0</b>    | 27270902 |
| <b>ECLASS 12.0</b>    | 27270902 |
| <b>ETIM 5.0</b>       | EC002717 |
| <b>ETIM 6.0</b>       | EC002717 |
| <b>ETIM 7.0</b>       | EC002717 |
| <b>ETIM 8.0</b>       | EC002717 |
| <b>UNSPSC 16.0901</b> | 39121528 |

### Adjustments

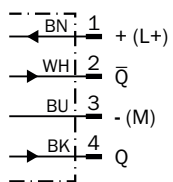
Single teach-in button



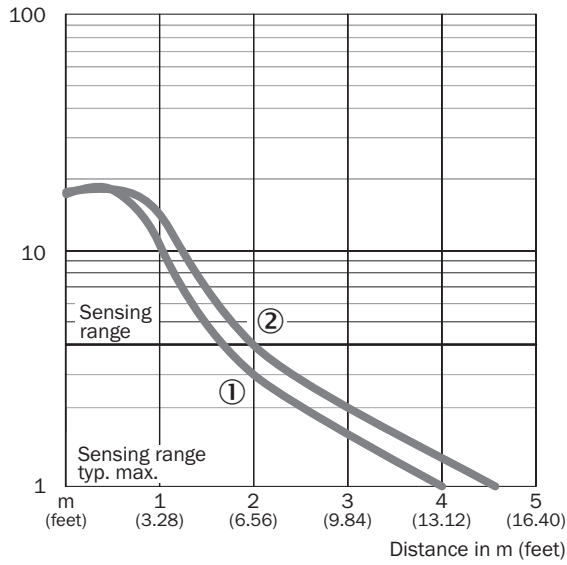
- ③ LED indicator yellow: Status of received light beam
- ④ LED indicator green: power on
- ⑧ Teach-in button

### Connection diagram

Cd-083



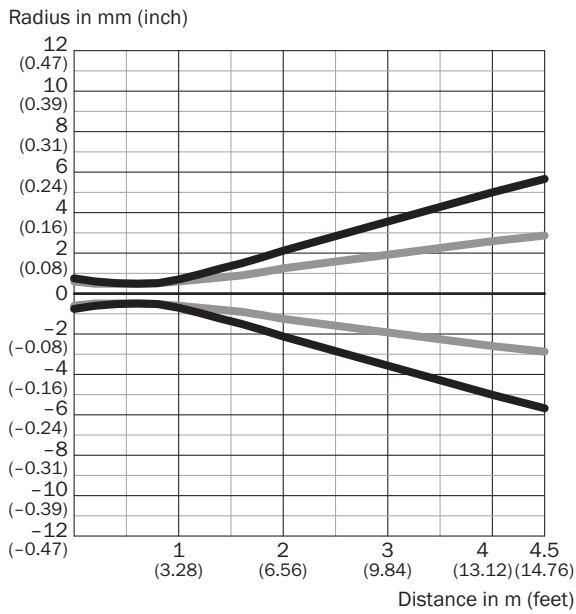
### Characteristic curve



- ① Reflector PLV14-A / PLH25-M12 / PLH25-D12
- ② Reflector P41F / reflective tape REF-AC1000

### Light spot size

#### Overview

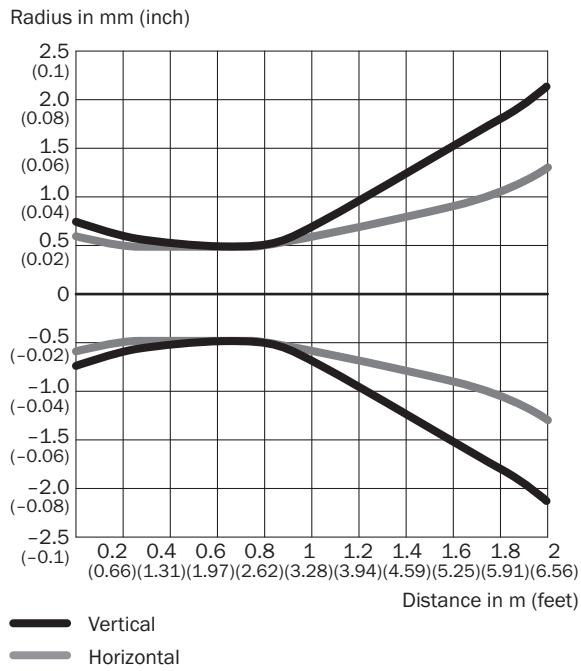


#### Dimensions in mm (inch)


| Sensing range                       | Vertical        | Horizontal      |
|-------------------------------------|-----------------|-----------------|
| <b>0.5 m</b><br><b>(1.64 feet)</b>  | < 1.0<br>(0.04) | < 1.0<br>(0.04) |
| <b>1 m</b><br><b>(3.28 feet)</b>    | 1.5<br>(0.06)   | 1.2<br>(0.05)   |
| <b>2 m</b><br><b>(6.56 feet)</b>    | 4.3<br>(0.17)   | 2.6<br>(0.10)   |
| <b>4.5 m</b><br><b>(14.76 feet)</b> | 11.3<br>(0.44)  | 5.6<br>(0.22)   |

- Vertical
- Horizontal

### Light spot size (detailed view)



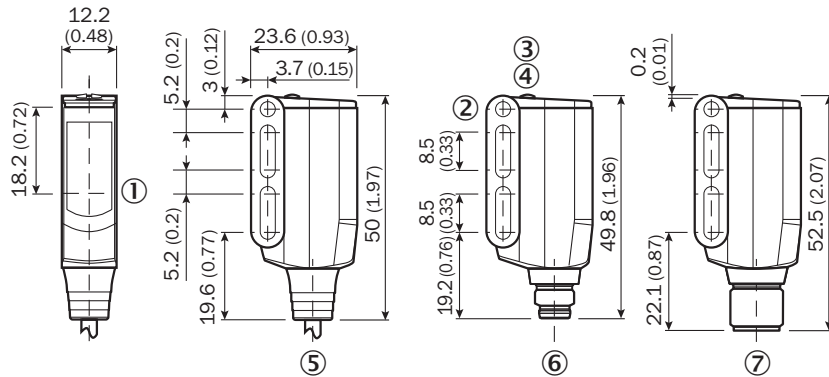
### Sensing range diagram



- ① Reflector PLV14-A / PLH25-M12 / PLH25-D12
- ② Reflector P41F / reflective tape REF-AC1000

Dimensional drawing (Dimensions in mm (inch))




WL9L-3



- ① Sender and receiver optical axis center
- ② Mounting hole M3 (Ø 3.1 mm)
- ③ LED indicator yellow: Status of received light beam
- ④ LED indicator green: power on
- ⑤ Connecting cable or connecting cable with connector
- ⑥ Male connector M8, 4-pin
- ⑦ Male connector M12, 4-pin

Recommended accessories

Other models and accessories → [www.sick.com/W9](http://www.sick.com/W9)

|   | Brief description   | Type               | Part no. |
|---|---|--------------------|----------|
| <b>Reflectors</b>   |   |                    |          |
|  | Suitable for laser sensors, self-adhesive, cut, see alignment note, 56.3 mm x 56.3 mm, self-adhesive  | REF-AC1000-56      | 4063030  |
| <b>Others</b>   |   |                    |          |
|  | <ul style="list-style-type: none"> <li>• <b>Connection type head A:</b> Female connector, M12, 4-pin, straight, A-coded</li> <li>• <b>Connection type head B:</b> Flying leads</li> <li>• <b>Signal type:</b> Sensor/actuator cable</li> <li>• <b>Cable:</b> 5 m, 4-wire, PVC</li> <li>• <b>Description:</b> Sensor/actuator cable, unshielded</li> <li>• <b>Application:</b> Zones with chemicals, Uncontaminated zones</li> </ul> | YF2A14-050VB3XLEAX | 2096235  |
|  | <ul style="list-style-type: none"> <li>• <b>Connection type head A:</b> Male connector, M12, 4-pin, straight, A-coded</li> <li>• <b>Description:</b> Unshielded</li> <li>• <b>Connection systems:</b> Screw-type terminals</li> <li>• <b>Permitted cross-section:</b> ≤ 0.75 mm<sup>2</sup></li> </ul>  | STE-1204-G         | 6009932  |

## SICK AT A GLANCE

SICK is one of the leading manufacturers of intelligent sensors and sensor solutions for industrial applications. A unique range of products and services creates the perfect basis for controlling processes securely and efficiently, protecting individuals from accidents and preventing damage to the environment.

We have extensive experience in a wide range of industries and understand their processes and requirements. With intelligent sensors, we can deliver exactly what our customers need. In application centers in Europe, Asia and North America, system solutions are tested and optimized in accordance with customer specifications. All this makes us a reliable supplier and development partner.

Comprehensive services complete our offering: SICK LifeTime Services provide support throughout the machine life cycle and ensure safety and productivity.

For us, that is “Sensor Intelligence.”

## WORLDWIDE PRESENCE:

Contacts and other locations –[www.sick.com](http://www.sick.com)