



**WTB4S-3P1232V**

W4

**MINIATURE PHOTOELECTRIC SENSORS**

**SICK**  
Sensor Intelligence.



Illustration may differ



## Ordering information

| Type          | Part no. |
|---------------|----------|
| WTB4S-3P1232V | 1052411  |

Other models and accessories → [www.sick.com/W4](http://www.sick.com/W4)

## Detailed technical data

### Features

|                                    |                                |
|------------------------------------|--------------------------------|
| <b>Functional principle</b>        | Photoelectric proximity sensor |
| <b>Functional principle detail</b> | Background suppression         |
| <b>Sensing range max.</b>          | 4 mm ... 120 mm <sup>1)</sup>  |
| <b>Sensing range</b>               | 10 mm ... 120 mm <sup>1)</sup> |
| <b>Emitted beam</b>                |                                |
| Light source                       | PinPoint LED <sup>2)</sup>     |
| Type of light                      | Visible red light              |
| Light spot size (distance)         | Ø 2.5 mm (50 mm)               |
| <b>Key LED figures</b>             |                                |
| Wave length                        | 650 nm                         |
| <b>Adjustment</b>                  | Single teach-in button         |
| <b>Special applications</b>        | Hygienic and washdown zones    |
| <b>Housing design</b>              | Washdown                       |

<sup>1)</sup> Object with 90% remission (based on standard white, DIN 5033).

<sup>2)</sup> Average service life: 100,000 h at T<sub>J</sub> = +25 °C.

### Safety-related parameters

|                                     |             |
|-------------------------------------|-------------|
| <b>MTTF<sub>D</sub></b>             | 1,186 years |
| <b>DC<sub>avg</sub></b>             | 0 %         |
| <b>T<sub>M</sub> (mission time)</b> | 20 years    |

## Electrical data

|  |   |
|--|---|
| <b>Supply voltage <math>U_B</math></b> | 10 V DC ... 30 V DC <sup>1)</sup>                     |
| <b>Ripple</b>                          | < 5 V <sub>pp</sub> <sup>2)</sup>                     |
| <b>Current consumption</b>             | 30 mA <sup>3)</sup>                                   |
| <b>Protection class</b>                | III   |
| <b>Digital output</b>                  |   |
| Type                                   | PNP   |
| Switching mode                         | Light/dark switching                                  |
| Output current $I_{max}$               | ≤ 100 mA  |
| Response time                          | < 0.5 ms <sup>4)</sup>                                |
| Switching frequency                    | 1,000 Hz <sup>5)</sup>                                |
| <b>Circuit protection</b>              | A <sup>6)</sup><br>B <sup>7)</sup><br>C <sup>8)</sup> |

<sup>1)</sup> Limit values, reverse-polarity protected, operation in short-circuit protected network: max. 8 A.

<sup>2)</sup> May not fall below or exceed  $U_V$  tolerances.

<sup>3)</sup> Without load.

<sup>4)</sup> Signal transit time with resistive load.

<sup>5)</sup> With light/dark ratio 1:1.

<sup>6)</sup> A =  $V_S$  connections reverse-polarity protected.

<sup>7)</sup> B = inputs and output reverse-polarity protected.

<sup>8)</sup> C = interference suppression.

## Mechanical data

|                               |   |
|-------------------------------|---|
| <b>Housing</b>                | Rectangular                               |
| <b>Design detail</b>          | Slim                                      |
| <b>Dimensions (W x H x D)</b> | 15.25 mm x 49.2 mm x 22.2 mm              |
| <b>Connection</b>             | Cable, 4-wire, 5 m <sup>1)</sup>          |
| <b>Connection detail</b>      |   |
| Conductor size                | 0.14 mm <sup>2</sup>                      |
| Length of cable (L)           | 5 m <sup>1)</sup>                         |
| <b>Material</b>               |   |
| Housing                       | Metal, Stainless steel V4A (1.4404, 316L) |
| Front screen                  | Plastic, PMMA                             |
| Cable                         | Plastic, PVC                              |
| <b>Weight</b>                 | 125 g                                     |

<sup>1)</sup> Do not bend below 0 °C.

## Ambient data

|                                      |  |
|--------------------------------------|--|
| <b>Enclosure rating</b>              | IP66<br>IP67<br>IP68<br>IP69K                        |
| <b>Ambient operating temperature</b> | -30 °C ... +70 °C <sup>1)</sup><br>-30 °C ... +60 °C |

<sup>1)</sup> At  $U_V \leq 24$  V and  $I_A < 30$  mA.

|                                     |                              |
|-------------------------------------|------------------------------|
| <b>Ambient temperature, storage</b> | -30 °C ... +75 °C            |
| <b>UL File No.</b>                  | NRKH.E181493 & NRKH7.E181493 |

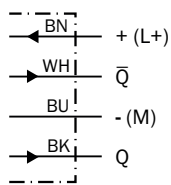
<sup>1)</sup> At UV ≤ 24 V and IA < 30 mA.

### Classifications

|                       |          |
|-----------------------|----------|
| <b>ECLASS 5.0</b>     | 27270904 |
| <b>ECLASS 5.1.4</b>   | 27270904 |
| <b>ECLASS 6.0</b>     | 27270904 |
| <b>ECLASS 6.2</b>     | 27270904 |
| <b>ECLASS 7.0</b>     | 27270904 |
| <b>ECLASS 8.0</b>     | 27270904 |
| <b>ECLASS 8.1</b>     | 27270904 |
| <b>ECLASS 9.0</b>     | 27270904 |
| <b>ECLASS 10.0</b>    | 27270904 |
| <b>ECLASS 11.0</b>    | 27270904 |
| <b>ECLASS 12.0</b>    | 27270903 |
| <b>ETIM 5.0</b>       | EC002719 |
| <b>ETIM 6.0</b>       | EC002719 |
| <b>ETIM 7.0</b>       | EC002719 |
| <b>ETIM 8.0</b>       | EC002719 |
| <b>UNSPSC 16.0901</b> | 39121528 |

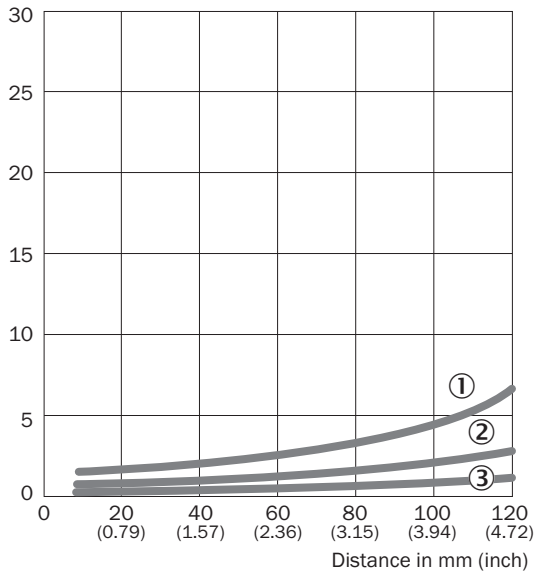
### Connection diagram

Cd-094



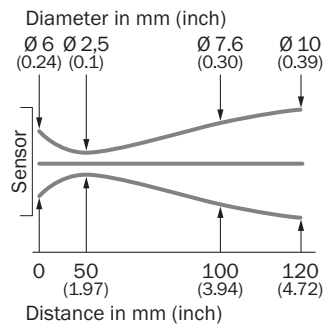
### Characteristic curve

WTB4S-3, 120 mm



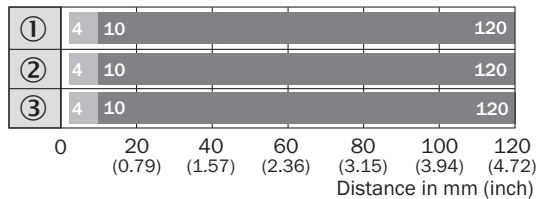
- ① Sensing range on black, 6% remission factor
- ② Sensing range on gray, 18% remission factor
- ③ Sensing range on white, 90% remission factor

### Light spot size



### Sensing range diagram

WTB4S-3, 120 mm

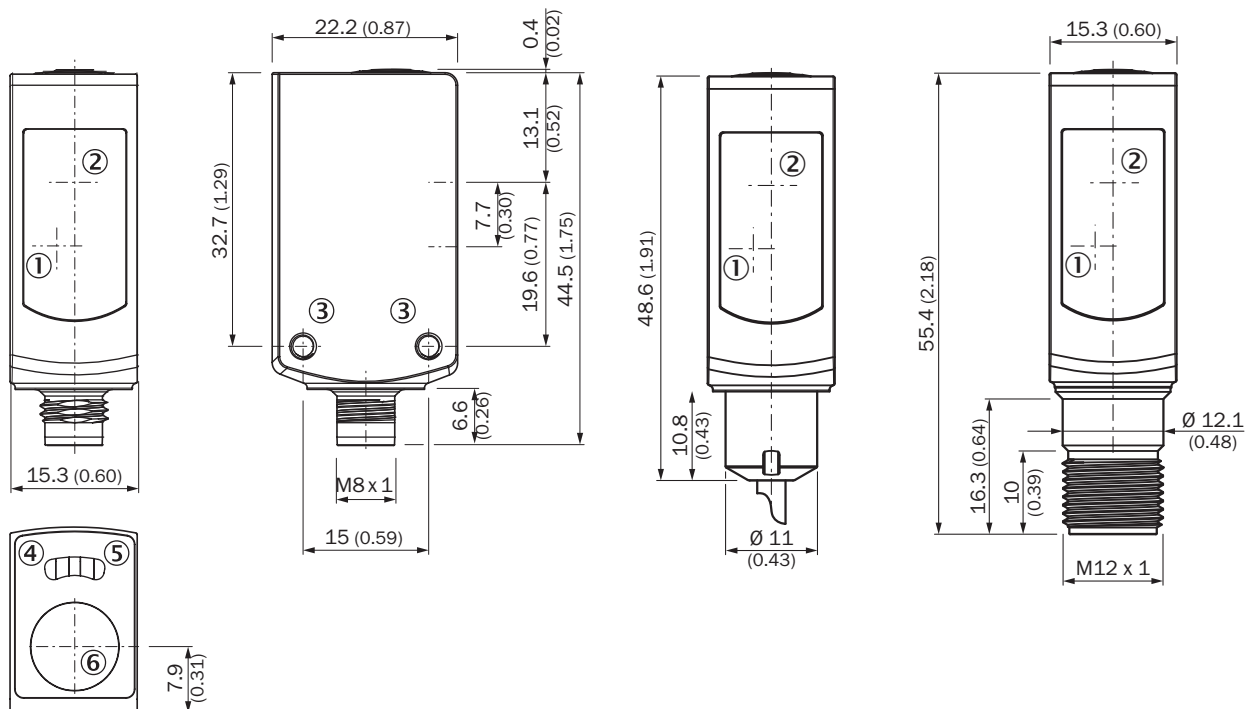


■ Sensing range    ■ Sensing range max.

- ① Sensing range on black, 6% remission factor
- ② Sensing range on gray, 18% remission factor
- ③ Sensing range on white, 90% remission factor

**Dimensional drawing** (Dimensions in mm (inch))



WTB4S-3V, WTF4S-3V, Single teach-in button



- ① Center of optical axis, receiver
- ② Center of optical axis, sender
- ③ Threaded mounting hole M3
- ④ LED indicator yellow: Status of received light beam
- ⑤ LED indicator green: Supply voltage active
- ⑥ Teach-in button

**Recommended accessories**

Other models and accessories → [www.sick.com/W4](http://www.sick.com/W4)

|   | Brief description  | Type       | Part no. |
|---|--|------------|----------|
| <b>Mounting brackets and plates</b>   |  |            |          |
|  | Mounting bracket for floor mounting, Stainless steel 1.4571, mounting hardware included  | BEF-W4-B   | 2051630  |
| <b>Others</b>   |  |            |          |
|  | <ul style="list-style-type: none"> <li>• <b>Connection type head A:</b> Male connector, M8, 4-pin, straight, A-coded</li> <li>• <b>Description:</b> Unshielded</li> <li>• <b>Connection systems:</b> Screw-type terminals</li> <li>• <b>Permitted cross-section:</b> 0.14 mm<sup>2</sup> ... 0.5 mm<sup>2</sup></li> </ul> | STE-0804-G | 6037323  |

## SICK AT A GLANCE

SICK is one of the leading manufacturers of intelligent sensors and sensor solutions for industrial applications. A unique range of products and services creates the perfect basis for controlling processes securely and efficiently, protecting individuals from accidents and preventing damage to the environment.

We have extensive experience in a wide range of industries and understand their processes and requirements. With intelligent sensors, we can deliver exactly what our customers need. In application centers in Europe, Asia and North America, system solutions are tested and optimized in accordance with customer specifications. All this makes us a reliable supplier and development partner.

Comprehensive services complete our offering: SICK LifeTime Services provide support throughout the machine life cycle and ensure safety and productivity.

For us, that is “Sensor Intelligence.”

## WORLDWIDE PRESENCE:

Contacts and other locations –[www.sick.com](http://www.sick.com)