

# ZLD18-FHZAK2S75

Z18 Simple Sense

HYBRID PHOTOELECTRIC SENSORS

**SICK**  
Sensor Intelligence.

Illustration may differ

### Ordering information

| Type            | Part no. |
|-----------------|----------|
| ZLD18-FHZAK2S75 | 1131109  |

**Included in delivery:** BEF-MU-M18\*1 (2)

Other models and accessories → [www.sick.com/Z18\\_Simple\\_Sense](http://www.sick.com/Z18_Simple_Sense)



### Detailed technical data

#### Features

|  |   |
|--|---|
| <b>Functional principle</b>            | Photoelectric retro-reflective sensor                 |
| <b>Functional principle detail</b>     | With minimum distance to reflector (dual lens system) |
| <b>Dimensions (W x H x D)</b>          | 14.4 mm x 18 mm x 23 mm                               |
| <b>Housing design (light emission)</b> | Hybrid  |
| <b>Mounting system type</b>            | M18, head/dovetail mounting                           |
| <b>Housing color</b>                   | Transparent   |
| <b>Sensing range max.</b>              | 0 m ... 7.8 m <sup>1)</sup>                           |
| <b>Sensing range</b>                   | 0 m ... 6.8 m <sup>1)</sup>                           |
| <b>Type of light</b>                   | Visible red light                                     |
| <b>Light source</b>                    | PinPoint LED  |
| <b>Light spot size (distance)</b>      | Ø 25 mm (1,000 mm)                                    |
| <b>Wave length</b>                     | 625 nm  |

<sup>1)</sup> Reflector PL80A.

#### Mechanics/electronics

|                                     |                                    |
|-------------------------------------|------------------------------------|
| <b>Supply voltage U<sub>B</sub></b> | 10 V DC ... 30 V DC                |
| <b>Ripple</b>                       | < 10 %                             |
| <b>Current consumption</b>          | ≤ 15 mA <sup>1)</sup>              |
| <b>Switching output</b>             | PNP                                |
| <b>Switching mode</b>               | Light switching                    |
| <b>Switching output detail</b>      |                                    |
| Switching output Q1                 | PNP, Light switching <sup>2)</sup> |
| Switching output Q2                 | Not connected                      |

<sup>1)</sup> Without load.

<sup>2)</sup> Open Collector.

<sup>3)</sup> Signal transit time with resistive load.

<sup>4)</sup> With light/dark ratio 1:1.

<sup>5)</sup> A = V<sub>S</sub> connections reverse-polarity protected.

<sup>6)</sup> B = inputs and output reverse-polarity protected.

<sup>7)</sup> D = outputs overcurrent and short-circuit protected.

|  |   |
|--|---|
| <b>Output current <math>I_{\max}</math>.</b> | 100 mA  |
| <b>Response time</b>                         | $\leq 500 \mu\text{s}$ <sup>3)</sup>                  |
| <b>Switching frequency</b>                   | 1,000 kHz <sup>4)</sup>                               |
| <b>Connection type</b>                       | Cable with connector RJ11, 6-pin, 3,000 mm            |
| <b>Cable material</b>                        | Plastic, PVC  |
| <b>Conductor cross section</b>               | 0.13 mm <sup>2</sup>                                  |
| <b>Circuit protection</b>                    | A <sup>5)</sup><br>B <sup>6)</sup><br>D <sup>7)</sup> |
| <b>Protection class</b>                      | III   |
| <b>Weight</b>                                | 3.6 g   |
| <b>Polarisation filter</b>                   | ✓   |
| <b>Housing material</b>                      | Plastic, ABS  |
| <b>Optics material</b>                       | Plastic, PMMA   |
| <b>Enclosure rating</b>                      | IP67  |
| <b>Ambient operating temperature</b>         | -40 °C ... +55 °C                                     |
| <b>Ambient temperature, storage</b>          | -40 °C ... +70 °C                                     |
| <b>UL File No.</b>                           | E189383   |

1) Without load.

2) Open Collector.

3) Signal transit time with resistive load.

4) With light/dark ratio 1:1.

5) A = V<sub>S</sub> connections reverse-polarity protected.

6) B = inputs and output reverse-polarity protected.

7) D = outputs overcurrent and short-circuit protected.

### Connection type/pinouts

|                               |  |
|-------------------------------|--|
| <b>Connection type</b>        | Cable with connector RJ11, 6-pin, 3,000 mm |
| <b>Connection type Detail</b> |  |
| Conductor cross section       | 0.13 mm <sup>2</sup>                       |
| Cable material                | Plastic                                    |
| <b>Pinouts</b>                |  |
| BN 2                          | + (L+)                                     |
| BK 3                          | Q <sub>1</sub>                             |
| WH 4                          | Not connected                              |
| BU 5                          | - (M)                                      |

### Classifications

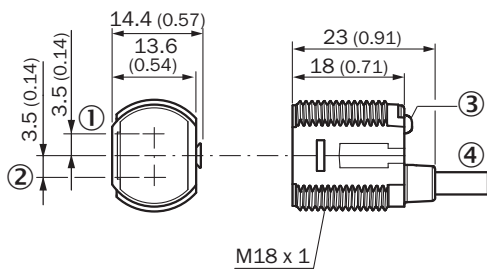
|                     |          |
|---------------------|----------|
| <b>ECLASS 5.0</b>   | 27270902 |
| <b>ECLASS 5.1.4</b> | 27270902 |
| <b>ECLASS 6.0</b>   | 27270902 |
| <b>ECLASS 6.2</b>   | 27270902 |
| <b>ECLASS 7.0</b>   | 27270902 |
| <b>ECLASS 8.0</b>   | 27270902 |
| <b>ECLASS 8.1</b>   | 27270902 |

# ZLD18-FHZAK2S75 | Z18 Simple Sense

HYBRID PHOTOELECTRIC SENSORS

|                       |          |
|-----------------------|----------|
| <b>ECLASS 9.0</b>     | 27270902 |
| <b>ECLASS 10.0</b>    | 27270902 |
| <b>ECLASS 11.0</b>    | 27270902 |
| <b>ECLASS 12.0</b>    | 27270902 |
| <b>ETIM 5.0</b>       | EC002717 |
| <b>ETIM 6.0</b>       | EC002717 |
| <b>ETIM 7.0</b>       | EC002717 |
| <b>ETIM 8.0</b>       | EC002717 |
| <b>UNSPSC 16.0901</b> | 39121528 |

## Dimensional drawing (Dimensions in mm (inch))



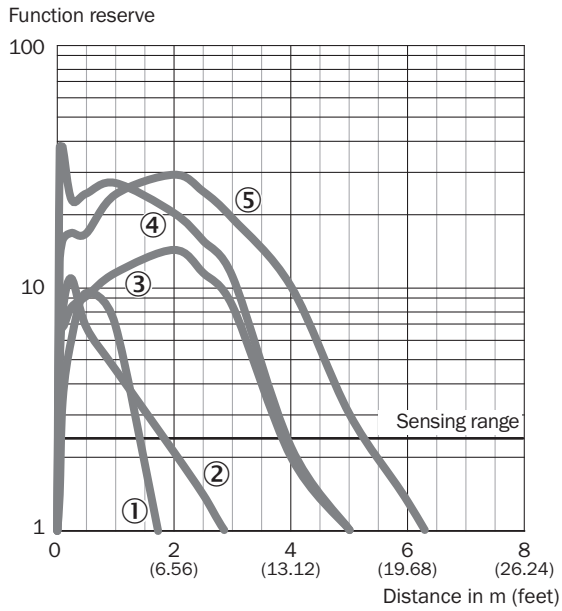
- ① Optical axis, sender
- ② Optical axis, receiver
- ③ LED status indicator
- ④ Connection

## Connection type

Pinouts, see table Technical data: **Connection type/pinouts**

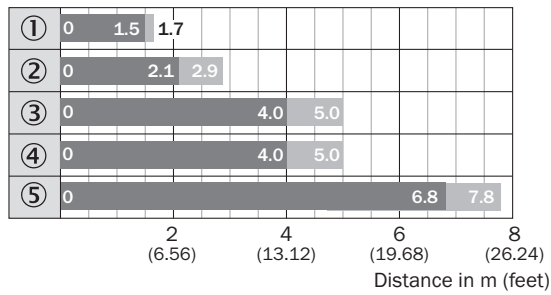


Characteristic curve



- ① Reflector PL23 FT
- ② Reflector PL20A
- ③ Reflector P250
- ④ Reflector PL40A
- ⑤ Reflector PL80A



Sensing range diagram



- Sensing range
- Sensing range typ. max.
- ① Reflector PL23 FT
- ② Reflector PL20A
- ③ Reflector P250
- ④ Reflector PL40A
- ⑤ Reflector PL80A

### Recommended accessories

Other models and accessories → [www.sick.com/Z18\\_Simple\\_Sense](http://www.sick.com/Z18_Simple_Sense)

|   | Brief description   | Type        | Part no. |
|---|---|-------------|----------|
| Mounting brackets and plates  |   |             |          |
|  | Universal mounting bracket for reflectors, steel, zinc coated                     | BEF-WN-REFX | 2064574  |
| Reflectors  |   |             |          |
|  | Rectangular, screw connection, 51 mm x 61 mm, PMMA/ABS, Screw-on, 2 hole mounting | P250        | 5304812  |

## SICK AT A GLANCE

SICK is one of the leading manufacturers of intelligent sensors and sensor solutions for industrial applications. A unique range of products and services creates the perfect basis for controlling processes securely and efficiently, protecting individuals from accidents and preventing damage to the environment.

We have extensive experience in a wide range of industries and understand their processes and requirements. With intelligent sensors, we can deliver exactly what our customers need. In application centers in Europe, Asia and North America, system solutions are tested and optimized in accordance with customer specifications. All this makes us a reliable supplier and development partner.

Comprehensive services complete our offering: SICK LifeTime Services provide support throughout the machine life cycle and ensure safety and productivity.

For us, that is “Sensor Intelligence.”

## WORLDWIDE PRESENCE:

Contacts and other locations –[www.sick.com](http://www.sick.com)