

Limit switch attachments DAPZ

FESTO



Type codes

001	Series	
DAPZ	Limit switch attachment	
002	Design type	
SB	Sensor box	
003	Sensor principle	
I	Proximity switch, inductive	
M	Micro switch, antivalent	

004	Nominal operating voltage	
30DC	30 V DC	
250AC	250 V AC	
005	Display type	
D	Switching position indication	
006	Housing shape	
R	Round	
007	Additional features	
AR	Foot height adjustable	

Data sheet

- Actuator interface to Namur VDI/VDE 3845
- Quick and easy assembly and connection
- Integrated solenoid valve control



General technical data		DAPZ-SB-M-250AC-DR-AR	DAPZ-SB-I-30DC-DR-AR
Measuring principle		Mechanical, electrical	Inductive
Based on standard		EN 60947-5-1 VDI/VDE 3845 (NAMUR)	EN 60947-5-2
Design		Round	
Mounting position		Any	
Short circuit current rating		No	Pulsed
Switching element function		Changeover switch	N/O contact
Reverse polarity protection		No	For all electrical connections
Switching position indication		Yes	
Switching output		–	PNP
Operating voltage range	Direct current DC [V]	4 ... 250	10 ... 30
	Alternating current AC [V]	4 ... 250	–
Intrinsic current consumption at operating voltage	[mA]	1 ... 5	0 ... 100
Insulation voltage	[V]	250	50
Surge resistance	[kV]	2.5	0.5
Max. output current	[mA]	5 000	100
Minimum load current		1 mA at 4 V / DC	–
Electrical connection		Screw terminal	
Permissible cable diameter	[mm]	7 ... 13	
Cable connector		M20x1.5	

Operating and environmental conditions		DAPZ-SB-M-250AC-DR-AR	DAPZ-SB-I-30DC-DR-AR
Ambient temperature	[°C]	–20 ... +70 °C	
Degree of protection		IP67	
CE marking (see declaration of conformity)		To EU Low Voltage Directive	–
Pollution degree		3	
Corrosion resistance CRC ¹⁾		2	

1) Corrosion resistance class CRC 2 to Festo standard FN 940070

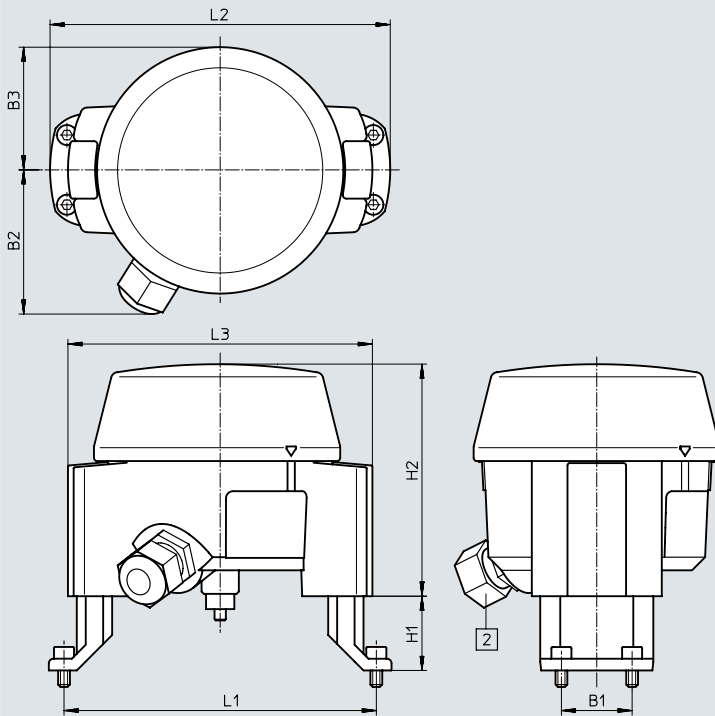
Moderate corrosion stress. Indoor applications in which condensation can occur. External visible parts with primarily decorative surface requirements which are in direct contact with a normal industrial environment.

Materials	
Housing cover	PC
Housing socket, console	ABS, PC
Seals	NBR
Note on materials	RoHS-compliant

Data sheet

Dimensions

Download CAD data → www.festo.com

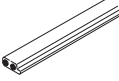








[2] Cable connector M20x1.5

	B1	B2	B3	H1	H2	L1	L2	L3
Feet mounted inwards								
Foot height adjustable	30	62	52.5	20, 30, 50	100	80	66	130
Feet mounted outwards								
Foot height adjustable	30	62	52.5	20, 30, 50	100	130	144	130

Ordering data				
Sensing type	Variant	Measuring principle	Part no.	Type
Mechanical	Basic type	Mechanical, electrical	534474	DAPZ-SB-M-250AC-DR-AR
Non-contacting	Basic type	Inductive	534475	DAPZ-SB-I-30DC-DR-AR

Accessories

Ordering data	Brief description	Part no.	Type
Bus connection			
	Flat cable for AS-Interface components, yellow, 100 m	18940	KASI-1.5-Y-100
	Cable distributor for flat cables, rotatable cables	18786	ASI-KVT-FK
	Cable distributor for flat cables, symmetrical cables	18797	ASI-KVT-FK-S
	Cable cap for flat cable (50 included in the scope of delivery)	18787	ASI-KK-FK
	Cable sleeve (20 included in the scope of delivery)	165593	ASI-KT-FK
Other			
	Addressing device for AS-Interface stations	18959	ASI-PRG-ADR
	Addressing cable for addressing device	18960	KASI-ADR

Festo - Your Partner in Automation



1 Festo Inc.
5300 Explorer Drive
Mississauga, ON L4W 5G4
Canada

Festo Customer Interaction Center
Tel: 1 877 463 3786
Fax: 1 877 393 3786
Email: customer.service.ca@festo.com



2 Festo Pneumatic
Av. Ceylán 3,
Col. Tequesquináhuac
54020 Tlalnepantla,
Estado de México

Multinational Contact Center
01 800 337 8669
ventas.mexico@festo.com



3 Festo Corporation
1377 Motor Parkway
Suite 310
Islandia, NY 11749

Festo Customer Interaction Center
1 800 993 3786
1 800 963 3786
customer.service.us@festo.com



4 Regional Service Center
7777 Columbia Road
Mason, OH 45040

Connect with us



www.festo.com/socialmedia



www.festo.com

Subject to change